OMNIMATE Signal - series BL/SL 2.50
SL 2.50/07/180G 3.2SN BK BX

Weidmüller Interface GmbH & Co. KG
Klingenbergstraße 16
D-32758 Detmold
Germany
Fon: +49 5231 1429-0
Fax: +49 5231 14292083
www.weidmueller.com



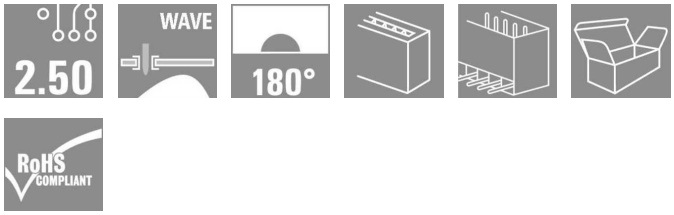

Male header for wave soldering in 2.50 mm pitch.
- Plugging direction is straight (180°) to the PCB
- Housing variant: Closed (G)
- Packaged in a cardboard box (BX)

General ordering data

Type	SL 2.50/07/180G 3.2SN BK BX
Order No.	2439960000
Version	PCB plug-in connector, THT solder connection, No. of poles: 7, 180°, Box
GTIN (EAN)	4050118455137
Qty.	125 pc(s).
Product data	IEC: 320 V / 6 A UL: 150 V / 5 A
Packaging	Box

OMNIMATE Signal - series BL/SL 2.50
SL 2.50/07/180G 3.2SN BK BX

Weidmüller Interface GmbH & Co. KG
Klingenbergstraße 16
D-32758 Detmold
Germany
Fon: +49 5231 1429-0
Fax: +49 5231 14292083
www.weidmueller.com

Technical data

Dimensions and weights

Net weight	2 g

System specifications

Product family	OMNIMATE Signal - series BL/SL 2.50	Type of connection	Solder connection
Mounting onto the PCB	THT solder connection	Outgoing elbow	180°
No. of poles	7	Number of solder pins per pole	1
Solder pin length (l)	3.2 mm	Solder pin length tolerance	+0.1 / -0.1 mm
Tolerance of solder pin position	± 0.1 mm	Solder pin dimensions	0.8 x 0.8 mm
Solder pin dimensions = d tolerance	+0,02 / -0,02 mm	Solder eyelet hole diameter (D)	1.3 mm
Solder eyelet hole diameter tolerance (D)	+ 0,1 mm	L1 in mm	15 mm
L1 in inches	5.904 inch	Number of rows	1
Pin series quantity	1	Touch-safe protection acc. to DIN VDE 57 106	Finger-safe plugged/ back-of-hand-safe unplugged
Touch-safe protection acc. to DIN VDE 0470	IP 00	Plugging cycles	25
Packaging	Box		

Material data

Insulating material	PA 66	Colour	Black
Colour chart (similar)	RAL 9011	CTI	≥ 600
UL 94 flammability rating	V-0	Contact material	Cu-Leg
Contact surface	tinned	Tinning type	matt
Layer structure of solder connection	1-3 µm Ni / 4-6 µm Sn matt	Operating temperature, min.	-40 °C
Operating temperature, max.	105 °C		

Rated data acc. to IEC

tested acc. to standard	IEC 61984	Rated current, min. no. of poles (Ta = 20°C)	6 A
Rated current, min. no. of poles (Ta = 40°C)	6 A	Rated voltage for surge voltage class / pollution degree II/2	320 V
Rated voltage for surge voltage class / pollution degree III/2	320 V	Rated voltage for surge voltage class / pollution degree III/3	80 V
Rated impulse voltage for surge voltage class/ pollution degree II/2	2.5 kV	Rated impulse voltage for surge voltage class/ pollution degree III/2	2.5 kV
Rated impulse voltage for surge voltage class/ contamination degree III/3	2.5 kV		

Rated data acc. to CSA

Rated voltage (Use group B)	150 V	Rated current (use group B)	5 A

Rated data acc. to UL 1059

Institute (cURus)	c UL us	Certificate No. (cURus)	E60693
Rated voltage (use group B)	150 V	Rated current (use group B)	5 A
Reference to approval values	Specifications are maximum values, details - see approval certificate.		

Creation date October 13, 2016 11:59:49 AM CEST

OMNIMATE Signal - series BL/SL 2.50
SL 2.50/07/180G 3.2SN BK BX

Weidmüller Interface GmbH & Co. KG
Klingenbergstraße 16
D-32758 Detmold
Germany
Fon: +49 5231 1429-0
Fax: +49 5231 14292083
www.weidmueller.com

Technical data

Classifications

ETIM 6.0	EC002637	eClass 6.2	27-26-07-04
eClass 9.1	27-44-04-02		

Notes

Notes	• Rated current related to rated cross-section & min. No. of poles. • P on drawing = pitch • Rated data refer only to the component itself. Clearance and creepage distances to other components are to be designed in accordance with the relevant application standards.
IPC conformity	The products are developed, manufactured and delivered according to the internationally recognised IPC-A-610 standard, category "permissible". More extensive demands on the products can be evaluated on request.

Approvals

Approvals

Downloads

Safety notice	Safety indication

OMNIMATE Signal - series BL/SL 2.50
SL 2.50/07/180G 3.2SN BK BX

Weidmüller Interface GmbH & Co. KG
Klingenbergstraße 16
D-32758 Detmold
Germany
Fon: +49 5231 1429-0
Fax: +49 5231 14292083
www.weidmueller.com

Drawings

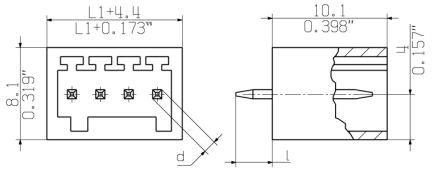

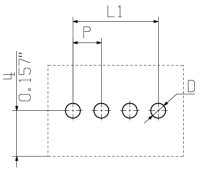

HOLE PATTERN