

D fuse-links gG

500 to 690VAC/500VDC

LOW VOLTAGE IEC FUSES

DIN LV FUSE-LINKS D



The D fuse-system is the first generation of screw fuse-system in the German DIN standard. It is still used in many installations.

Applications are low voltage distribution units, where non trained persons are allowed to change the fuse-links.

The D fuse range comprises the sizes NDZ, DII, DIII, DIV, DV.

The range of applications for D fuse-links is the protection of cables and power lines. They limit and cut-off unacceptable overcurrents and short circuit currents up to their nominal breaking capacity. D fuse-links “gG” also protect equipments and installations against dynamic effects of high short circuit currents.

TECHNICAL DATA OVERVIEW

Voltage Range AC	500 ... 690 VAC
Voltage DC	500 VDC
Ampere Range (A)	2 ... 200 A
Speed/Characteristic	gG
Product Size	NDZ to DV

FEATURES & BENEFITS

- Insulated body suitable for high mechanical and thermal impacts
- Top and bottom contacts made of nickel plated copper alloy
- Safe cut-off short circuits and over currents due to special design of fuse element
- Clear indication of operation condition due to coloured indicator on top contact
- Low power dissipation
- Optimized size
- Resistant to aging
- Free of lead, cadmium, mercury, chrome 6 (rohs conformity)

APPLICATIONS

- House incoming units
- Meter distribution units
- Distribution cabinets
- Installation cabinets
- Fuse boxes

STANDARDS

- DIN VDE 0636-301



PRODUCT RANGE



NDZGG50V2

Size NDZ gG

Catalog number	Item number	Rated voltage AC (IEC)	Rated voltage DC (IEC)	Rated current I _n	Colour	Weight	Package
NDZGG50V2	W212539	500 V	500 V	2 A	pink	11.4 g	25
NDZGG50V4	G213055	500 V	500 V	4 A	brown	11.2 g	25
NDZGG50V6	C213557	500 V	500 V	6 A	green	11.2 g	25
NDZGG50V10	B214062	500 V	500 V	10 A	red	12.4 g	25
NDZGG50V16	J214575	500 V	500 V	16 A	grey	13.4 g	25
NDZGG50V20	Q215087	500 V	500 V	20 A	blue	15 g	25
NDZGG50V25	Q215593	500 V	500 V	25 A	yellow	16.2 g	25



DIIIGG50V2

Size DII gG

Catalog number	Item number	Rated voltage AC (IEC)	Rated voltage DC (IEC)	Rated current I _n	Colour	Power dissipation at I _n	Weight	Package
DIIIGG50V2	Z219718	500 V	500 V	2 A	pink	2.1 W	26 g	25
DIIIGG50V4	G222163	500 V	500 V	4 A	brown	2 W	26 g	25
DIIIGG50V6	B222917	500 V	500 V	6 A	green	1.2 W	26 g	25
DIIIGG50V10	K200707	500 V	500 V	10 A	red	1.6 W	26.8 g	25
DIIIGG50V10/6F	D213558	500 V	500 V	10 A	red	1.6 W	26.8 g	25
DIIIGG50V16	K201765	500 V	500 V	16 A	grey	2.4 W	29 g	25
DIIIGG50V20	A211508	500 V	500 V	20 A	blue	2.1 W	31 g	25
DIIIGG50V25	X212540	500 V	500 V	25 A	yellow	3.5 W	31 g	25



DIIIGG50V32

Size DIII gG

Catalog number	Item number	Rated voltage AC (IEC)	Rated voltage DC (IEC)	Rated current I _n	Colour	Power dissipation at I _n	Weight	Package
DIIIGG50V32	M229091	500 V	500 V	32 A	black	-	46.6 g	25
DIIIGG50V35	C214063	500 V	500 V	35 A	black	3.7 W	50 g	25
DIIIGG50V50	K214576	500 V	500 V	50 A	white	5.2 W	50 g	25
DIIIGG50V63	R215088	500 V	500 V	63 A	copper	6 W	54.8 g	25



DIIIGG69V2

Size DIII gG 690VAC

Catalog number	Item number	Rated voltage AC (IEC)	Rated current I _n	Colour	Power dissipation at I _n	Weight	Package
DIIIGG69V2	R215594	690 V	2 A	pink	-	70 g	25
DIIIGG69V4	Z216107	690 V	4 A	brown	10 W	71.2 g	25
DIIIGG69V6	W216610	690 V	6 A	green	12 W	68 g	25
DIIIGG69V10	H217127	690 V	10 A	red	17 W	72.4 g	25
DIIIGG69V16	N217638	690 V	16 A	grey	14 W	73.4 g	25
DIIIGG69V20	W218151	690 V	20 A	blue	18 W	72 g	25
DIIIGG69V25	H218668	690 V	25 A	yellow	20 W	77 g	25
DIIIGG69V35	X219187	690 V	35 A	black	23 W	72.6 g	25
DIIIGG69V50	A219719	690 V	50 A	white	36 W	78.2 g	25
DIIIGG69V63	H222164	690 V	63 A	copper	55 W	81 g	25



DIVGG50V80

Size DIV gG

Catalog number	Item number	Rated voltage AC (IEC)	Rated voltage DC (IEC)	Rated current I _n	Colour	Power dissipation at I _n	Weight	Package
DIVGG50V80	V216609	500 V	500 V	80 A	silver	7.9 W	0.1126 kg	10
DIVGG50V100	M217637	500 V	500 V	100 A	red	8.9 W	0.1156 kg	10

D fuse-links gG

500 to 690VAC/500VDC

PRODUCT RANGE



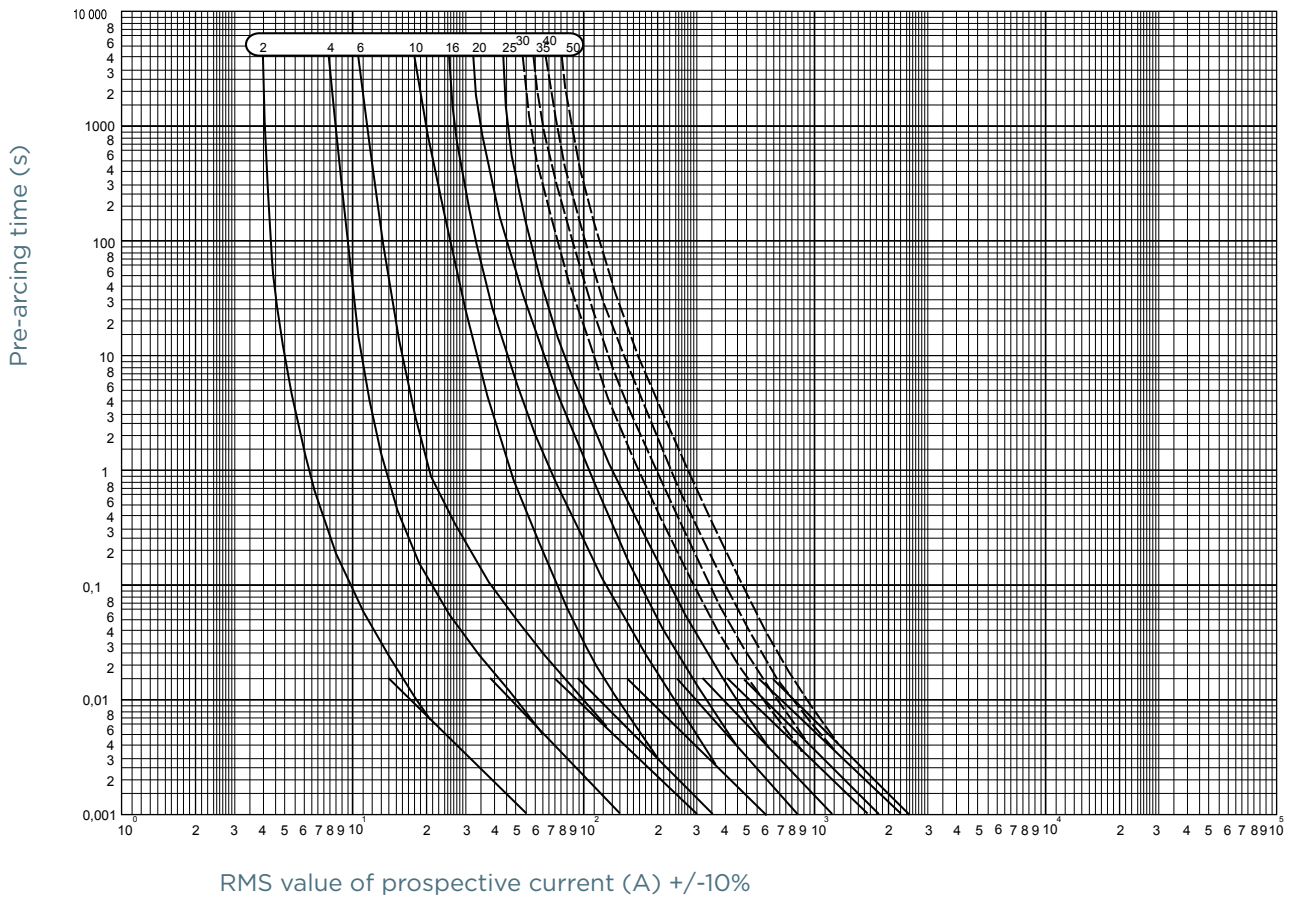
DVGG50V125

Size DV gG

Catalog number	Item number	Rated voltage AC (IEC)	Rated voltage DC (IEC)	Rated current I_n	Colour	Power dissipation at I_n	Weight	Package
DVGG50V125	V218150	500 V	500 V	125 A	yellow	10 W	0.177 kg	5
DVGG50V160	G218867	500 V	500 V	160 A	copper	16.5 W	0.202 kg	5
DVGG50V200	W219186	500 V	500 V	200 A	blue	18 W	0.207 kg	5

TIME CURRENT CHARACTERISTIC CURVES

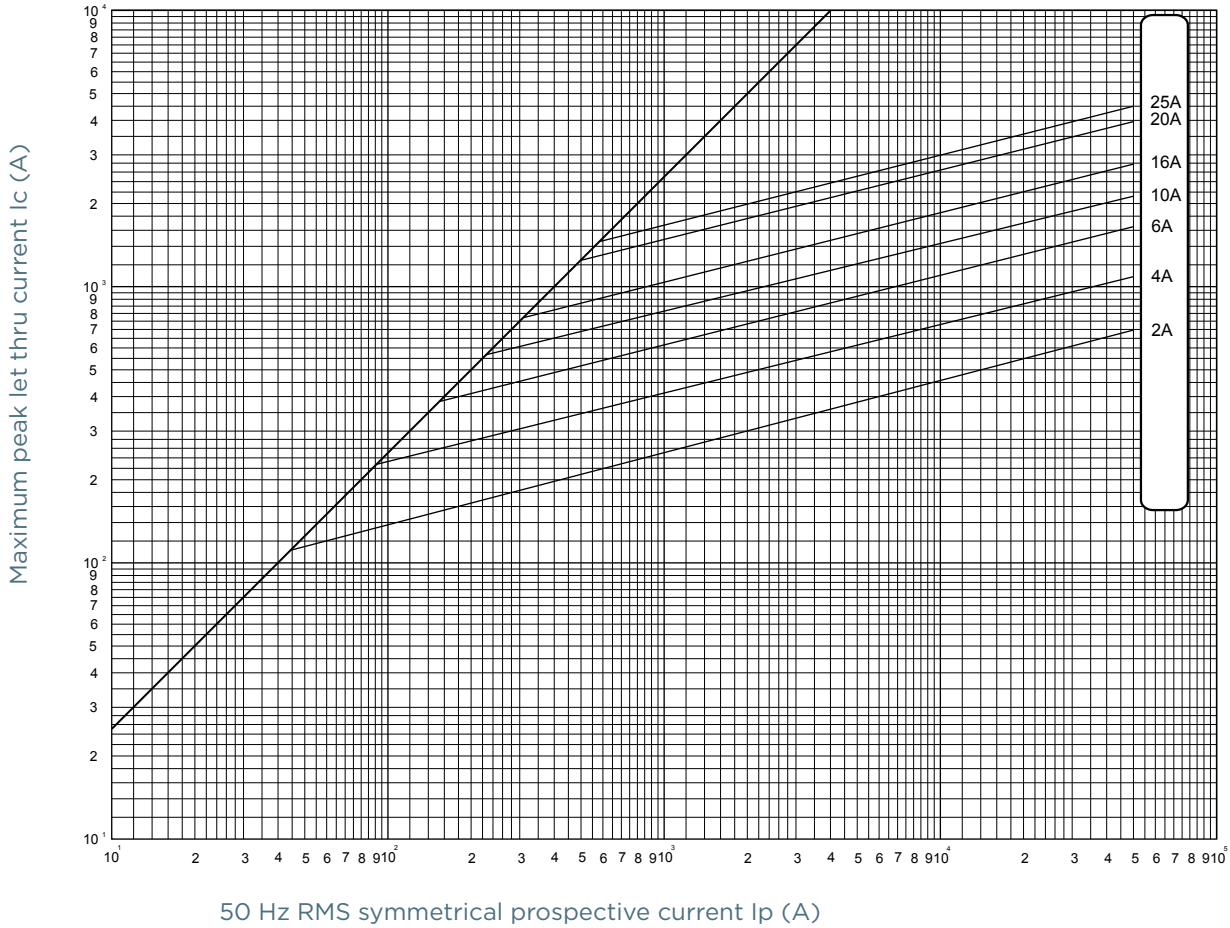
NDZ 2A-50A



MERSEN reserves the right to change, update or correct, without notice, any information contained in this datasheet.

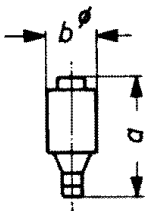
CUT-OFF CURRENT CHARACTERISTIC

NDZ 2A-25A



DIMENSIONS

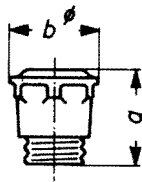
D fuse-links



Size	a	bØ
NDZ	50	12
DII	50	22
DIII	50	27
DIV	63	37
DV	63	45

Dimensions in mm

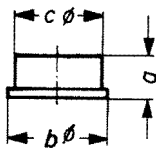
D screw-caps



Article Number	a	bØ
00590.000200	42	34
00591.00200	43	42
00589.000200	34	27
00605.000000	65	42.5
00690.000000	42	34
00691.000000	43	42
02071.000000	42	33
02072.000000	43	40

Dimensions in mm

D touch-protection-rings



Article Number	a	bØ	cØ
00181.900000	17,5	44.5	40.5
00182.900000	19	54	50.5

Dimensions in mm