

# Technaxx® \* User Manual

## Easy IP-Cam Lamp FullHD TX-58

(Camera for a lamp base E27)

This device complies with the requirements of the standards referred to the Directive **R&TTE 1999/5/EC**. The Declaration of Conformity you find here: [www.technaxx.de/](http://www.technaxx.de/) (in bar at the bottom “Konformitätserklärung”). Before using the device the first time, read the user manual carefully. **Service phone No. for technical support: 01805 012643 (14 cent/minute from German fixed-line and 42 cent/minute from mobile networks).**

**Free Email: support@technaxx.de**

### Content

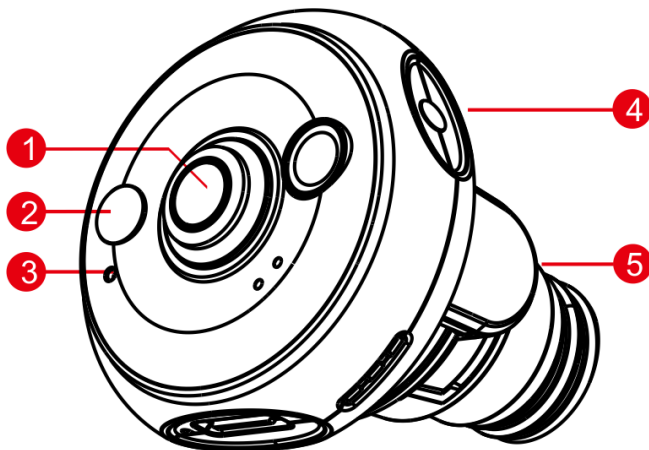
Content .....	1
Features.....	2
1. Device structure .....	2
2. Initiate Easy IP-Cam .....	3
Install Easy IP-Cam.....	3
Access AP Mode .....	3
3. Setup Easy IP-Cam .....	3
Install Technaxx Easy IP App .....	3
Add Camera (+).....	3
Easy Mode Add Camera .....	4
Monitor Camera .....	5
Advance Function .....	5
Camera list (📷).....	5
Event list (📅).....	5
Photos/Videos (📷) .....	6
Camera Settings (⚙️).....	6
4. Event Record .....	6
Monitor Event Detection .....	7
View Event Record.....	7
5. Technical specifications .....	8
<b>GNU GENERAL PUBLIC LICENSE.</b> .....	9
<b>Preamble</b> .....	9
<b>TERMS AND CONDITIONS FOR COPYING, DISTRIBUTION AND MODIFICATION</b>	10

# Features

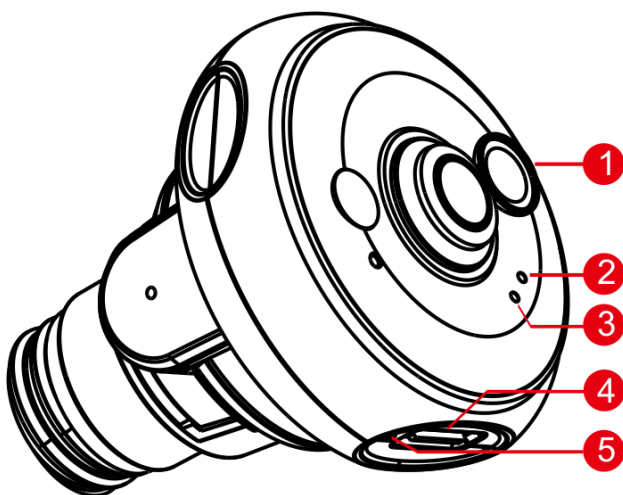
- Ideal for viewing and monitoring rooms and other indoor locations
- Easy power supply directly over the lamp base - no power cable needed
- Push notification via the APP when motion detection
- FullHD video resolution 1080P (1920x1080), 30fps
- IR LED for night lighting & ambient light sensor
- 2MP CMOS image sensor & PIR sensor
- P2P Cloud monitoring camera
- Easy setup at iOS/Android device by QR code scanning
- Built-in microphone for audio recordings, iOS & Android APPs for live monitoring & recording & playback



## 1. Device structure



1	Lens
2	PIR Sensor
3	Microphone
4	Light Sensor
5	Exchangeable AC Plug



1	IR LED
2	Ready LED
3	Status LED
4	MicroSD Card Slot
5	Reset Button

## 2. Initiate Easy IP-Cam

The Easy IP-Cam has a built-in WIFI chipset and can directly connect to your home WIFI network. Therefore, for the first time use the Easy IP-Cam, you need to set up the WIFI network and assign an available network which can link to the internet for the camera from the AP (Access Point) Mode.

### Install Easy IP-Cam

Insert a MicroSD card in the MicroSD card slot max.32GB.

Insert the AC Plug of the camera to the wall AC outlet and the Easy IP-Cam turns on.

Adjust the camera up or down to the applicable angle.

#### Note:

1. The Easy IP-Cam has no built-in battery. If you take out the camera from the AC outlet, the camera will be offline and turns off.
2. All settings have saved in camera even power off. When the power supply restore, the camera will turn on and reconnect to the set WIFI network automatically.

### Access AP Mode

If the Easy IP-Cam was never be used. It will enter the AP Mode directly.

The RED Status LED lights on for about 8 seconds to initiate. After that it flashes slowly for 20 or more seconds and active the WIFI function.

The Ready LED flashing fast in GREEN when the camera enters the AP Mode.

**Note:** Press the Reset Button to restore the default setting of camera in AP Mode.


## 3. Setup Easy IP-Cam

### Install Technaxx Easy IP App


Search and find the Technaxx Easy IP App from the Apple Store for iOS or the Google Play for Android. Then install it in your mobile device. Press the Easy IP icon to start it.




### Add Camera (+)

Press the Add Camera icon  to add camera. Find the UID QR Code Label on the camera body. Use the QR Code Reader to read the UID of camera.

Enter UID Password "888888" and name (customizable) the camera.

Enter the password of WIFI network which the camera can link to the internet and press .


#### For iOS:

1. Press the **Home** button and select the Settings, go to the **WIFI** network then check "**CamAP**" and no need to enter password.
2. Wait around 60 sec. and make sure you see  appear.



3. Press **Home** button again and go back to **Easy IP** app.

Camera reboots within 60 sec. and the Green LED turns on steady.

Update or change the device password and then press .


Easy IP is connecting to the camera and ready for monitoring from your Smartphone when camera is online. Please press the "OK" button when you see a popup notification during connection process!

#### Note:

1. The maximum of 16 cameras can be added in the App.
2. If the assigned WIFI network of the camera has been changed, the camera must use the AP Mode to set the new assigned WIFI network again.
3. **Make sure the assigned WIFI has enough bandwidth otherwise the camera is hard or need longer waiting time to access the internet.**

### Easy Mode Add Camera

As long as the Easy IP-Cam has initiated the WIFI network from the AP Mode. You can use the Easy Mode to add this camera in other mobile device and monitor it from Easy IP App.

Press the Add Camera icon  to add camera. Find the UID QR Code Label on the camera body. Use the QR Code Reader to read the UID of camera.

Enter Camera Password then press .

**Note:** This password must use the same as the new password which has be changed in the AP Mode.

## Monitor Camera

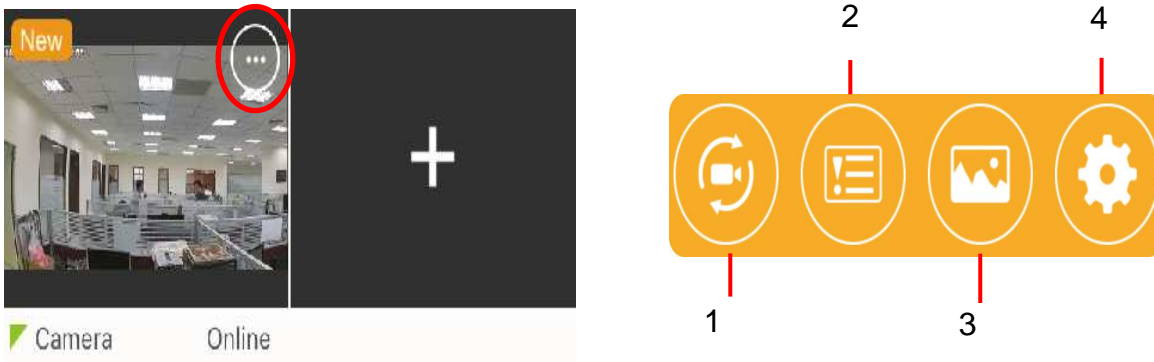
Press the camera thumbnail to monitor live-view image. Like shown in the picture below.



1	Mute	4	Upside Down
2	Record	5	Mirror
3	Snapshot		

## Advance Function

Press the Advance icon . Like shown in the picture below.



1	Camera List	3	Photo / Video
2	Event List	4	Camera Setting

Under Advance function you can see some camera information's. For the detail press the Advance icon and then you find the following options to set the camera:

### Camera list

Here you find the list of the Easy IP-Cam which are installed in your Smartphone. If the installed camera is online then you can see the actual live view. If the camera is offline then you can see with the camera the last captured pictured in the icon of the list of the cameras.

### Event list

Under Event list you find all events recorded when Event was detected by the camera.

## Photos/Videos ()

Press this button to get the recorded videos or photos which are recorded during live view manually. These files are found under local media.

## Camera Settings ()

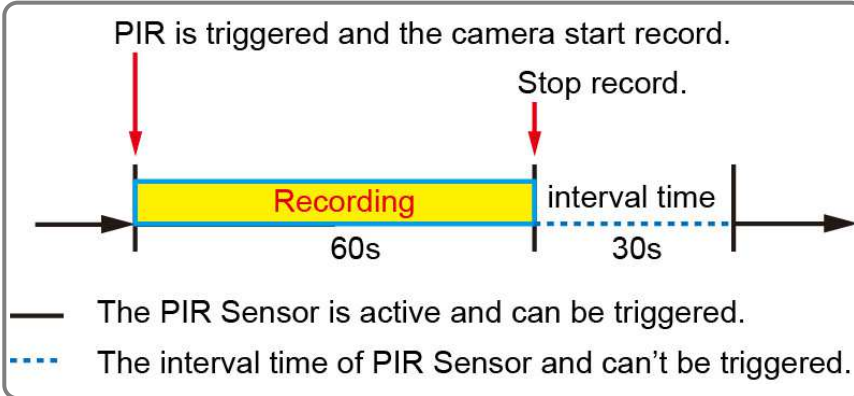
Under camera settings you can find & set the following sub menus:

Camera Name	Edit the camera name
Camera Password	Set camera password (To change the password you have to reset the camera and set everything new)
WIFI Network	Select the WiFi network to connect to the camera
Push Interval	Select the interval for push notification from No limits, 1-30 minutes and off
Recording Mode	This can be activated to "Alarm" or set to "Off" (Off means no recording)
Time Zones	Select your time zone to have the right hour in the app (For summertime please select any country with your GMT +1. Example: Federal Republic of Germany GMT +01:00. Choose any country with GMT+02:00 for summertime and for Wintertime set it back to your original country. In the example Back to Federal Republic of Germany GMT +01:00.
Camera Info	Here you can see the camera model, version, vendor, Total space of the inserted MicroSD card and the free space of the MicroSD Card
Reconnect	If the camera is Offline, you can press this button to reconnect the camera
Remove device	With this button you can remove the selected camera from the list

## 4. Event Record

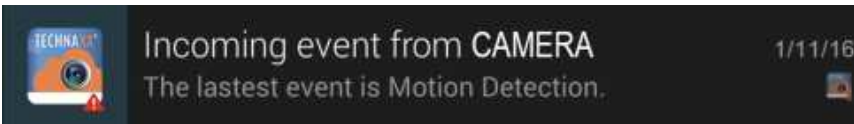
The Easy IP-Cam has built-in a PIR Sensor (Passive Infrared Sensor) which can detect the infrared signal emitting from a moving object like human or animal. The default setting of the interval time to active the PIR Sensor is 30 seconds. The PIR Sensor only activates and can be triggered after the end of the interval time. The interval time can prevent multiple images of the same object or animal and recount after the video record finished.

**Example:** The Rec Time is 60 seconds and PIR interval time is 30 seconds are fixed.

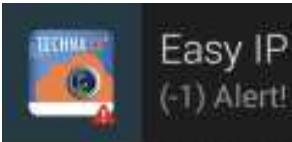


## Monitor Event Detection

The Easy IP-Cam will auto record a video clip when the PIR Sensor has detected a moving object. And send an instant message to your mobile device which is running the Easy IP App.




The remind message stays on your mobile device until you check the event.

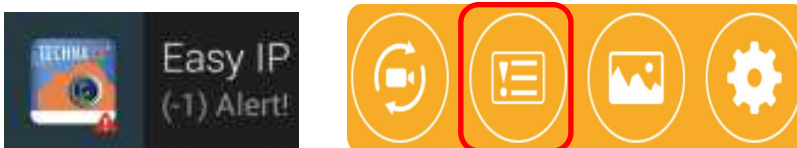


### Note:

1. Video file is saved on the MicroSD card of the Easy IP-Cam. Make sure the MicroSD card has inserted in the MicroSD card slot and has enough space to save video files.
2. The Indicator of the Easy IP-Cam has not any changed when an event happened. Please test it and make sure it works normally before use it.
3. The video resolution is 1080p and the file name format is **ALERT0000-YYYYMMDD-HHMMSS.MP4**.
4. The feature of built-in sensor and PIR sensor are not designed to be used for surveillance or security. No responsibility will be taken by our company to take the consequences resulting from the use of these features.

## View Event Record

Press the remind icon to open the Easy IP. Press the Advance icon  then press the Event List icon.



Select what event record you want to see then press the Play icon.

Easy IP will download the recorded video to your mobile device first then play it after download completely.

**For Android:**


1. Event video was saved in the "DCIM\EasyIP\Camera Name" folder of the mobile device.



2. The file name format is ALERT0000-YYYYMMDD-HHMMSS.MP4.

**For iOS:**

1. Event video was saved in the "EasyIP\_Event\_Device Name" the mobile device.



2. The file name format is XXXX0001.MP4.

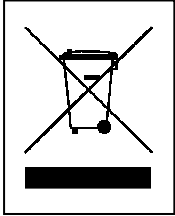
**5. Technical specifications**

Sensor	2MP, OV2724, 1/6" Back-illuminated CMOS
PIR sensor	Triggering time ~3 sec. & distance ~6m
Lens	4G, F 2.4, 80° viewing angle, fixed focus with IR-Cut filter removable
Size of lamp base	E27
Video resolution	Video Record : FullHD 1080p @ 30fps Event Record : 360p @ 30fps
Video encoder / file format	H.264 / MP4
Picture resolution / format	2MP (1920x1080) / JPEG
White Balance & Exposure	Auto
Audio encoder / input	AAC & AC3 mono, sample rate 48K / built-in microphone
WiFi	Built-in IEEE 802.11b/g/n 2.4GHz WiFi module
iOS & Android APP for live monitoring & recording & playback	
Storage	MicroSD card up to 32GB
Power supply	AC 100~240V, 50-60Hz
Weight / Dimensions	66.5 g / (L) 6.5 x (W) 6.2 x (H) 4.9cm (without base)
Package Contents	Easy IP-Cam Lamp FullHD TX-58, Standard E27 adaptor, User Manual





**Security and Disposal Hints for Batteries:** Hold children off batteries. When a child swallowed a battery go to a doctors place or bring the child into a hospital promptly! Look for the right polarity (+) and (-) of batteries! Always change all batteries. Never use old and new batteries or batteries of different types together. Never short, open, deform or load up batteries! **Risk of injury!** Never throw batteries into fire! **Risk of explosion!**



**Hints for Environment Protection:** Packages materials are raw materials and can be recycled. Do not disposal old devices or batteries into the domestic waste. **Cleaning:** Protect the device from contamination and pollution (use a clean drapery). Avoid using rough, coarse-grained materials or solvents/aggressive cleaner. Wipe the cleaned device accurately. **Important Notice:** Should battery fluid leak from a battery, wipe the battery case with a soft cloth dry. **Distributor:** Technaxx Deutschland GmbH & Co.KG, Kruppstr. 105, 60388 Frankfurt a.M., Germany

This product includes software developed by third parties, including software which is released under the GNU General Public License Version 2 (GPL v2). This program is free software; you can redistribute it and/or modify it under the terms of the GNU General Public License as published by the Free Software Foundation; either version 2 of the License, or (at your option) any later version. You may obtain a complete machine-readable copy of the source code for the above mentioned software under the terms of GPL v2 without charge except for the cost of media, shipping, and handling, upon written request to Technaxx GmbH & Co. KG, Kruppstraße 105, 60388 Frankfurt am Main, Germany.

This program is distributed in the hope that it will be useful, but WITHOUT ANY WARRANTY; without even the implied warranty of MERCHANTABILITY or FITNESS FOR A PARTICULAR PURPOSE. See the GNU General Public License for more details. You should have received a copy of the GNU General Public License along with this program; if not, write to the Free Software Foundation, Inc., 51 Franklin Street, Fifth Floor, Boston, MA 02110-1301, USA. (Notice from Technaxx: A copy of the GPL is included below).

**GNU GENERAL PUBLIC LICENSE:** Version 2, June 1991 / Copyright (C) 1989, 1991 Free Software Foundation, Inc. / 51 Franklin Street, Fifth Floor, Boston, MA 02110-1301, USA. Everyone is permitted to copy and distribute verbatim copies of this license document, but changing it is not allowed.

## Preamble

The licenses for most software are designed to take away your freedom to share and change it. By contrast, the GNU General Public License is intended to guarantee your freedom to share and change free software--to make sure the software is free for all its users. This General Public License applies to most of the Free Software Foundation's software and to any other program whose authors commit to using it. (Some other Free Software Foundation software is covered by the GNU Lesser General Public License instead.) You can apply it to your programs, too.

When we speak of free software, we are referring to freedom, not price. Our General Public Licenses are designed to make sure that you have the freedom to distribute copies of free software (and charge for this service if you wish), that you receive source code or can get it if you want it, that you can change the software or use pieces of it in new free programs; and that you know you can do these things.

To protect your rights, we need to make restrictions that forbid anyone to deny you these rights or to ask you to surrender the rights. These restrictions translate to certain responsibilities for you if you distribute copies of the software, or if you modify it.

For example, if you distribute copies of such a program, whether gratis or for a fee, you must give the recipients all the rights that you have. You must make sure that they, too, receive or can get the source code. And you must show them these terms so they know their rights.

We protect your rights with two steps: (1) copyright the software, and (2) offer you this license which gives you legal permission to copy, distribute and/or modify the software.

Also, for each author's protection and ours, we want to make certain that everyone understands that there is no warranty for this free software. If the software is modified by someone else and passed on, we want its recipients to know that what they have is not the original, so that any problems introduced by others will not reflect on the original authors' reputations.

Any free program is threatened constantly by software patents. We wish to avoid the danger that redistributors of a free program will individually obtain patent licenses, in effect making the program proprietary. To prevent this, we have made it clear that any patent must be licensed for everyone's free use or not licensed at all.

The precise terms and conditions for copying, distribution and modification follow.

## **TERMS AND CONDITIONS FOR COPYING, DISTRIBUTION AND MODIFICATION**

**0.** This License applies to any program or other work which contains a notice placed by the copyright holder saying it may be distributed under the terms of this General Public License. The "Program", below, refers to any such program or work, and a "work based on the Program" means either the Program or any derivative work under copyright law: that is to say, a work containing the Program or a portion of it, either verbatim or with modifications and/or translated into another language. (Hereinafter, translation is included without limitation in the term "modification".) Each licensee is addressed as "you". Activities other than copying, distribution and modification are not covered by this License; they are outside its scope. The act of running the Program is not restricted, and the output from the Program is covered only if its contents constitute a work based on the Program (independent of having been made by running the Program). Whether that is true depends on what the Program does.

**1.** You may copy and distribute verbatim copies of the Program's source code as you receive it, in any medium, provided that you conspicuously and appropriately publish on each copy an appropriate copyright notice and disclaimer of warranty; keep intact all the notices that refer to this License and to the absence of any warranty; and give any other recipients of the Program a copy of this License along with the Program. You may charge a fee for the physical act of transferring a copy, and you may at your option offer warranty protection in exchange for a fee.

**2.** You may modify your copy or copies of the Program or any portion of it, thus forming a work based on the Program, and copy and distribute such modifications or work under the terms of Section 1 above, provided that you also meet all of these conditions:

**a)** You must cause the modified files to carry prominent notices stating that you changed the files and the date of any change. **b)** You must cause any work that you distribute or publish, that in whole or in part contains or is derived from the Program or any part thereof, to be licensed as a whole at no charge to all third parties under the terms of this License. **c)** If the modified program normally reads commands interactively when run, you must cause it, when started running for such interactive use in the most ordinary way, to print or display an announcement including an appropriate copyright notice and a notice that there is no warranty (or else, saying that you provide a warranty) and that users may redistribute the program under these conditions, and telling the user how to view a copy of this License. (Exception: if the Program itself is interactive but does not normally print such an

announcement, your work based on the Program is not required to print an announcement). These requirements apply to the modified work as a whole. If identifiable sections of that work are not derived from the Program, and can be reasonably considered independent and separate works in themselves, then this License, and its terms, do not apply to those sections when you distribute them as separate works. But when you distribute the same sections as part of a whole which is a work based on the Program, the distribution of the whole must be on the terms of this License, whose permissions for other licensees extend to the entire whole, and thus to each and every part regardless of who wrote it. Thus, it is not the intent of this section to claim rights or contest your rights to work written entirely by you; rather, the intent is to exercise the right to control the distribution of derivative or collective works based on the Program. In addition, mere aggregation of another work not based on the Program with the Program (or with a work based on the Program) on a volume of a storage or distribution medium does not bring the other work under the scope of this License.

**3.** You may copy and distribute the Program (or a work based on it, under Section 2) in object code or executable form under the terms of Sections 1 and 2 above provided that you also do one of the following:

**a)** Accompany it with the complete corresponding machine-readable source code, which must be distributed under the terms of Sections 1 and 2 above on a medium customarily used for software interchange; or, **b)** Accompany it with a written offer, valid for at least three years, to give any third party, for a charge no more than your cost of physically performing source distribution, a complete machine-readable copy of the corresponding source code, to be distributed under the terms of Sections 1 and 2 above on a medium customarily used for software interchange; or, **c)** Accompany it with the information you received as to the offer to distribute corresponding source code. (This alternative is allowed only for noncommercial distribution and only if you received the program in object code or executable form with such an offer, in accord with Subsection b above.)

The source code for a work means the preferred form of the work for making modifications to it. For an executable work, complete source code means all the source code for all modules it contains, plus any associated interface definition files, plus the scripts used to control compilation and installation of the executable. However, as a special exception, the source code distributed need not include anything that is normally distributed (in either source or binary form) with the major components (compiler, kernel, and so on) of the operating system on which the executable runs, unless that component itself accompanies the executable. If distribution of executable or object code is made by offering access to copy from a designated place, then offering equivalent access to copy the source code from the same place counts as distribution of the source code, even though third parties are not compelled to copy the source along with the object code.

**4.** You may not copy, modify, sublicense, or distribute the Program except as expressly provided under this License. Any attempt otherwise to copy, modify, sublicense or distribute the Program is void, and will automatically terminate your rights under this License. However, parties who have received copies, or rights, from you under this License will not have their licenses terminated so long as such parties remain in full compliance.

**5.** You are not required to accept this License, since you have not signed it. However, nothing else grants you permission to modify or distribute the Program or its derivative works. These actions are prohibited by law if you do not accept this License. Therefore, by modifying or distributing the Program (or any work based on the Program), you indicate your acceptance of this License to do so, and all its terms and conditions for copying, distributing/modifying the Program or works based on it.

**6.** Each time you redistribute the Program (or any work based on the Program), the recipient automatically receives a license from the original licensor to copy, distribute or modify the Program subject to these terms and conditions. You may not impose any further restrictions on the recipients' exercise of the rights granted herein. You are not responsible for enforcing compliance by third parties to this License.

**7.** If, as a consequence of a court judgment or allegation of patent infringement or for any other reason (not limited to patent issues), conditions are imposed on you (whether by court order, agreement or otherwise) that contradict the conditions of this License, they do not excuse you from the conditions of this License. If you cannot distribute so as to satisfy simultaneously your obligations under this License and any other pertinent obligations, then as a consequence you may not distribute the Program at all. For example, if a patent license would not permit royalty-free redistribution of the Program by all those who receive copies directly or indirectly through you, then the only way you could satisfy both it and this License would be to refrain entirely from distribution of the Program.

If any portion of this section is held invalid or unenforceable under any particular circumstance, the balance of the section is intended to apply and the section as a whole is intended to apply in other circumstances.

It is not the purpose of this section to induce you to infringe any patents or other property right claims or to contest validity of any such claims; this section has the sole purpose of protecting the integrity of the free software distribution system, which is implemented by public license practices. Many people have made generous contributions to the wide range of software distributed through that system in reliance on consistent application of that system; it is up to the author/donor to decide if he or she is willing to distribute software through any other system and a licensee cannot impose that choice. This section is intended to make thoroughly clear what is believed to be a consequence of the rest of this License.

**8.** If the distribution and/or use of the Program is restricted in certain countries either by patents or by copyrighted interfaces, the original copyright holder who places the Program under this License may add an explicit geographical distribution limitation excluding those countries, so that distribution is permitted only in or among countries not thus excluded. In such case, this License incorporates the limitation as if written in the body of this License.

**9.** The Free Software Foundation may publish revised and/or new versions of the General Public License from time to time. Such new versions will be similar in spirit to the present version, but may differ in detail to address new problems or concerns. Each version is given a distinguishing version number. If the Program specifies a version number of this License which applies to it and "any later version", you have the option of following the terms and conditions either of that version or of any later version published by the Free Software Foundation. If the Program does not specify a version number of this License, you may choose any version ever published by the Free Software Foundation.

**10.** If you wish to incorporate parts of the Program into other free programs whose distribution conditions are different, write to the author to ask for permission. For software which is copyrighted by the Free Software Foundation, write to the Free Software Foundation; we sometimes make exceptions for this. Our decision will be guided by the two goals of preserving the free status of all derivatives of our free software and of promoting the sharing and reuse of software generally.

## **NO WARRANTY**

**11.** Because the program is licensed free of charge, there is no warranty for the program, to the extent permitted by applicable law. Except when otherwise stated in writing the Copyright holder and/or other parties provide the program "AS IS" without warranty of any kind, either expressed or implied, including, but not limited to, the implied warranties of merchantability and fitness for a particular purpose. The entire risk as to the quality and performance of the program is with you. Should the program prove defective, you assume the cost of all necessary servicing, repair or correction.

**12.** In no event unless required by applicable law or agreed to in writing will any Copyright holder, or any other party who may modify and/or redistribute the program as permitted above, be liable to you for damages, including any general, special, incidental or consequential. Damages arising out of the use or inability to use the program (including but not limited to loss of data or data being rendered inaccurate or losses sustained by you or third parties or a failure of the program to operate with any other programs), even if such holder or other party has been advised of the possibility of such damages.

## **END OF TERMS AND CONDITIONS**

## **HOW TO APPLY THESE TERMS TO YOUR NEW PROGRAMS**

**(1)** If you develop a new program, and you want it to be of the greatest possible use to the public, the best way to achieve this is to make it free software which everyone can redistribute and change under these terms. **(2)** To do so, attach the following notices to the program. It is safest to attach them to the start of each source file to most effectively convey the exclusion of warranty; and each file should have at least the "copyright" line and a pointer to where the full notice is found.

**<one line to give the program's name and an idea of what it does.>**

**Copyright (C) <yyyy> <name of author>**

**(3)** This program is free software; you can redistribute it and/or modify it under the terms of the GNU General Public License as published by the Free Software Foundation; either version 2 of the License, or (at your option) any later version. **(4)** This program is distributed in the hope that it will be useful, but WITHOUT ANY WARRANTY; without even the implied warranty of MERCHANTABILITY or FITNESS FOR A PARTICULAR PURPOSE. See the GNU General Public License for more details. **(5)** You should have received a copy of the GNU General Public License along with this program; if not, write to the Free Software Foundation Inc; 51 Franklin Street, Fifth Floor, Boston, MA 02110-1301, USA. **(6)** Also add information on how to contact you by electronic and paper mail.

**(7)** If the program is interactive, make it output a short notice like this when it starts in an interactive mode: Gnomovision version 69, Copyright (C) year name of author Gnomovision comes with ABSOLUTELY NO WARRANTY; for details type `show w'. **(8)** This is free software, and you are welcome to redistribute it under certain conditions; type `show c' for details. **(9)** The hypothetical commands `show w' and `show c' should show the appropriate parts of the General Public License. Of course, the commands you use may be called something other than `show w' and `show c'; they could even be mouse-clicks or menu items--whatever suits your program. **(10)** You should also get your employer (if you work as a programmer) or your school, if any, to sign a "copyright disclaimer" for the program, if necessary. Here is a sample; alter the names: **(11)** Yoyodyne, Inc., hereby disclaims all copyright interest in the program `Gnomovision' (which makes passes at compilers) written by James Hacker. **<signature of Ty Coon>, 1 April 1989 [Ty Coon, President of Vice]**

**(12)** This General Public License does not permit incorporating your program into proprietary programs. If your program is a subroutine library, you may consider it more useful to permit linking proprietary applications with the library. If this is what you want to do, use the GNU Lesser General Public License instead of this License.