



NRKH2.E335965 - PROXIMITY SWITCHES - COMPONENT

Proximity Switches - Component

See General Information for Proximity Switches - Component

PANASONIC INDUSTRIAL DEVICES SUNX CO LTD

E335965

2431-1 USHIYAMA-CHO

KASUGAI-SHI, AICHI-KEN 486-0901 JAPAN

Investigated to ANSI/UL 60947-5-2

Proximity switches, CMOS type micro laser distance sensors Model(s) HG-C, followed by 1030, 1040, 1050, 1100, 1200 or 1400, may be followed by L1, L2 or L3, followed by -P, may be followed by -C5 thru -C20, -Z or -J, may be followed by hyphen and Alphanumeric 3-digit

Investigated to ANSI/UL 60947-1, ANSI/UL 60947-5-2

Amplifiers Model(s) LS-500, LS-501-C2, LS-501P, LS-501P-C2

Photoelectric proximity switches "EX-Z Series" Model(s) EX-Z, followed by 11, 12 or 13, may be followed by F, may be followed by A or B, may be followed by E or D, may be followed by -P, may be followed by -R*, -C* or -CN*, may be followed by -**.

Photoelectric proximity switches for industrial use "PM-5 Series" Model(s) PM-F25 (a), PM-F45 (a), PM-F65 (a), PM-F65W (a), PM-K25 (a), PM-K45 (a), PM-K65 (a), PM-L25 (a), PM-L45 (a), PM-L65 (a), PM-R25 (a), PM-R45 (a), PM-R64W (a), PM-R65 (a), PM-T45 (a), PM-T65 (a), PM-T65W (a), PM-U25 (a), PM-Y45 (a), PM-Y65 (a)

Photoelectric switches for industrial use Model(s) EX-L2, followed by 11, 12, 21, 91, 61 or 62, may be followed by E or D, may be followed by P, may be followed by C5 -J, CN## or -C#, may be followed by RF, IRC, Y or XX.

LS-500 Series

Proximity switches, CMOS type micro laser distance sensors Model(s) HG-C, followed by 1030, 1040, 1050, 1100, 1200 or 1400, may be followed by L or S, may be followed by -P, may be followed by -C5 thru -C20, -Z or -J, may be followed by hyphen and Alphanumeric 3-digit or less.

Sensor heads Model(s) L-H901, L-H901-C5, LS-H101, LS-H101-C5, LS-H102, LS-H102-C5, LS-H201, LS-H201-C5

Investigated to ANSI/UL 508

Connection cables Model(s) GXL-12F, GXL-12FI, GXL-12FT, GXL-12FTI, GXL-8, GXL-8H, GXL-8HB, GXL-8HI, GXL-8HIB

Laser sensor amplifiers for industrial use Model(s) LS-401, may be followed by P, may be followed by -C#.

Laser sensor heads for industrial use Model(s) LS-H, followed by 21, 22 or 91, may be followed by -F, may be followed by -A, may be followed by -Y, may be followed by -C#.

Magnetic switches for industrial use Model(s) GXL-8F, followed by B, I or IB, may be followed by -C, followed by X, where X is any number.

Magnetic switches for use in industrial applications Model(s) GA-311

GX, followed by -3, -5, -8, -12, -18 or -30, followed by S, M or ML, may be followed by B, may be followed by R.

GX-18H

Multi channel I/O units Model(s) SL-VT, may be followed by B or D, may be followed by P or A, followed by 1, 4J, 8J, 16C1, 16C1-S, 4, 8, 16 or 32.

Optic fiber cables for industrial use Model(s) FD-500 (c), FD-CM2 (c), FD-FM2 (c), FD-G500 (c), FD-N500 (c), FT-500 (c), FT-CM2 (c), FT-CM2X (c), FT-FM2 (c), FT-N500 (c)

Photoelectric sensors Model(s) SH, may be followed by -21 or -22, may be followed by E, may be followed by R, may be followed by P or D, may be followed by -H or -T.

Photoelectric switches "Series BE-R" Model(s) BE-R1, may be followed by D or E, may be followed by -P, may be followed by -J.

Photoelectric switches "Series EZ-10" Model(s) EZ-11, may be followed by D or P, may be followed by -PN, may be followed by -J.

Photoelectric switches for industrial use "CX-20 Series" Model(s) CX, followed by -21, -22, -23, -24, -28, -28IR or -29, may be followed by P or D, may be followed by S, may be followed by PN, may be followed by J.

Photoelectric switches for industrial use "EX-20 Series" Model(s) EX, followed by -21, -22, -23, -24, -26, -28 or -29, followed by A or B, followed by P or D, may be followed by -PN.

Photoelectric switches for industrial use "LX -100 Series" Model(s) LX-10, followed by 1, 2 or 3, may be followed by -P, may be followed by -Z(Y)(Y), where Y is any number or character.

Photoelectric switches for industrial use Model(s) CX-4, followed by 11, 12, 13, 21, 22, 23, 24, 25, 41, 42, 43, 44, 45, 46, 61, 62, 81, 82, 83, 91 or 93, may be followed by -A or -B, may be followed by -E or -D, may be followed by -P, may be followed by -J, -Z or -CX, may be followed by -Y, may be followed by -####, where # is any number or character, # denotes the customized software version or customized model.

CX-M10D, CX-M10D-PN, CX-M10P, CX-M10P-PN, CXD100, CXD100-PN, CXD800, CXD800-PN, CXND300R, CXND300R-PN, CXPRVM3, CXPRVM3-PN, CXRVM5, CXRVM5-PN

CY-1, followed by 1, 2, 7 or 9, followed by A or B, may be followed by J.

CY-11, followed by AD, BD or P, may be followed by J.

CY-2, followed by 1, 2, 7 or 9, may be followed by PN, may be followed by J, may be followed by ####, where # is any alphanumeric characters.

EQ-501, EQ-501T, EQ-502, EQ-502T, EQ-511, EQ-511T, EQ-512, EQ-512T

EX-1, followed by 1, 3, 4, 5, 7 or 9, may be followed by S, may be followed by E, followed by A or B, followed by P or D, may be followed by -PN, may be followed by -R, may be followed by C(Y) or (YY), where Y is any number or character.

EX-D200E, EX-M2, EX-M2D, EX-M2P

FX-411, may be followed by B or G, may be followed by P, may be followed by -C#.

FX-A3G-P, FX-A3R, FX-A3R-P, FX2-A3R, FZ, FZ-11, FZ-11-P, FZ-P, LH-50

NA1-11, NA1-11, may be followed by P or D, may be followed by PN, may be followed by -CX.

NA1-5 or NA1-PK5, may be followed by P or D, may be followed by -PN, may be followed by -J or -C(Y), where Y is any number or character.

NA1-PK3, may be followed by P or D, may be followed by PN, may be followed by -CX or -J.

SU-301, may be followed by -R# or -HT, where # is any number or character.

Photoelectric switches for use in industrial applications Model(s) EX-3, followed by 1 or 2, followed by A or B, may be followed by P or D, may be followed by -PN.






EX-M2D, EX-M2P, M-DW1, M-DW1-CX, X is any numbers or characters., M-DW1-XX, X is any numbers or characters.

NA2, may be followed by N, followed by 8, 12, 16, 20, 24 or 28, may be followed by P or D, may be followed by -PN, may be followed by -K, may be followed by XXX, may be followed by -CX or -CNXX, where X is any numbers or characters.

(a) - May be followed by -P, may be followed by -R -CX or any letter(s) and/or number(s).

(c) - May be followed by S or S4, for use in Photoelectric Switches, models FX-A3R, A3R-P, -A3G-P, FXZ-A3R.

NOTE - Where # represents length of cable.

Marking: Company name or trademark     ,  , P , model designation, and the Recognized Component Mark,  .

Last Updated on 2019-06-17

The appearance of a company's name or product in this database does not in itself assure that products so identified have been manufactured under UL's Follow-Up Service. Only those products bearing the UL Mark should be considered to be Certified and

covered under UL's Follow-Up Service. Always look for the Mark on the product.

UL permits the reproduction of the material contained in the Online Certification Directory subject to the following conditions: 1. The Guide Information, Assemblies, Constructions, Designs, Systems, and/or Certifications (files) must be presented in their entirety and in a non-misleading manner, without any manipulation of the data (or drawings). 2. The statement "Reprinted from the Online Certifications Directory with permission from UL" must appear adjacent to the extracted material. In addition, the reprinted material must include a copyright notice in the following format: "© 2019 UL LLC"