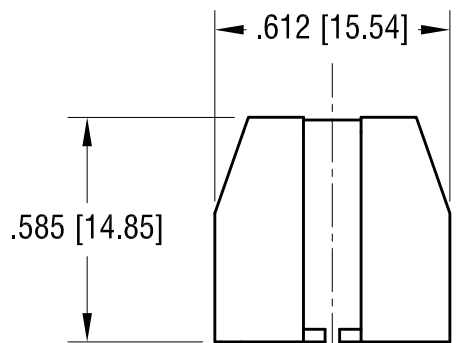

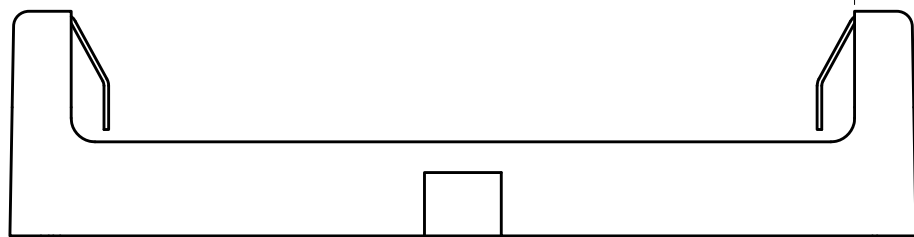
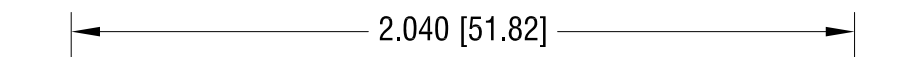

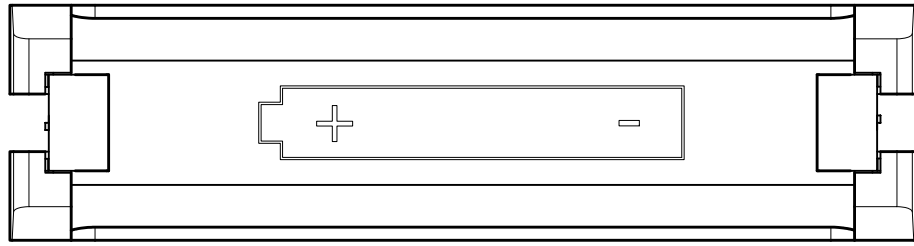
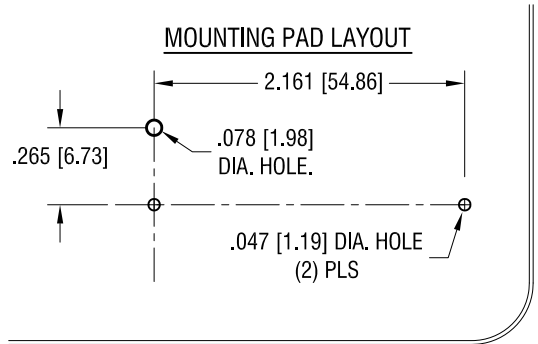
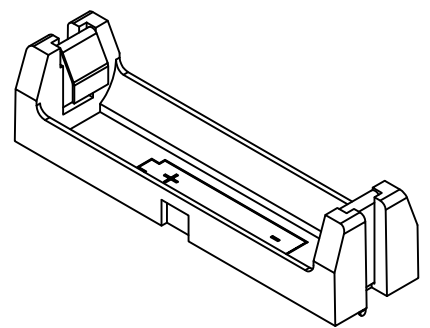


DATE	DESCRIPTION	REV.
10.08.13	CHANGE AS PER ECN 13-091	A
10.04.16	CHANGE AS PER ECN 16-091 (B1) WAS 2.145 [54.48] ±0.010 [±0.25]	B



.050 [1.27] DIA. x
.050 [1.27] L. LEG
.038 [0.97] TYP.



NOTE:
1. BASE:
MAT'L: HEAT RESISTANCE NYLON
STANYL 46 OR EQUIVALENT
2. CONTACT:
MAT'L: .012 [0.30] THK STAINLESS STEEL
FINISH: TIN NICKEL PLATE

THIS DOCUMENT IS THE PROPERTY OF KEYSTONE ELECTRONICS CORP. AND SHALL NOT BE REPRODUCED, DISTRIBUTED OR USED AS A BASIS FOR MANUFACTURE WITHOUT PRIOR WRITTEN PERMISSION FROM KEYSTONE ELECTRONICS CORP.

KEYSTONE ELECTRONICS CORP.			
www.keyelco.com • ASTORIA, N.Y. 11105-2017 • Tel (718) 956-8900			
PART NAME		THM BATTERY HOLDER, AA	
MATERIAL		AS NOTED	
FINISH	DRN BY	DATE	
AS NOTED	NT	3.11.10	
	APPD	SCALE	
	LN	2X	
TOLERANCES	INCH	[MM]	CODE
DECIMAL	± .010	[± 0.25]	C
ANGULAR	± 1°		
UNLESS OTHERWISE SPECIFIED			DWG NO.
			1015