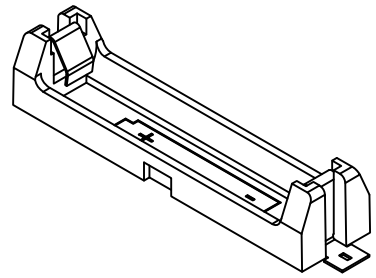
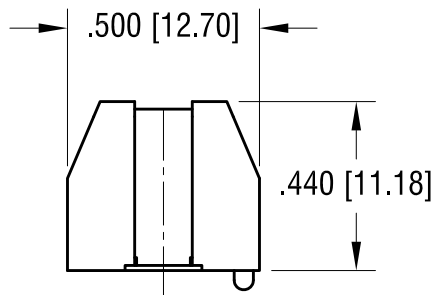
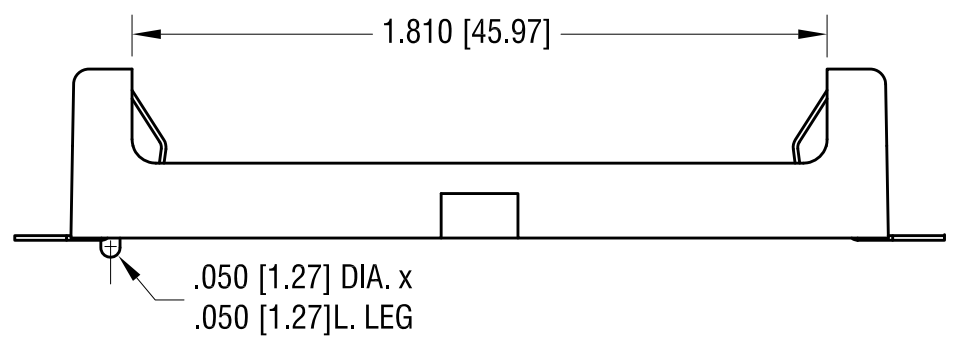
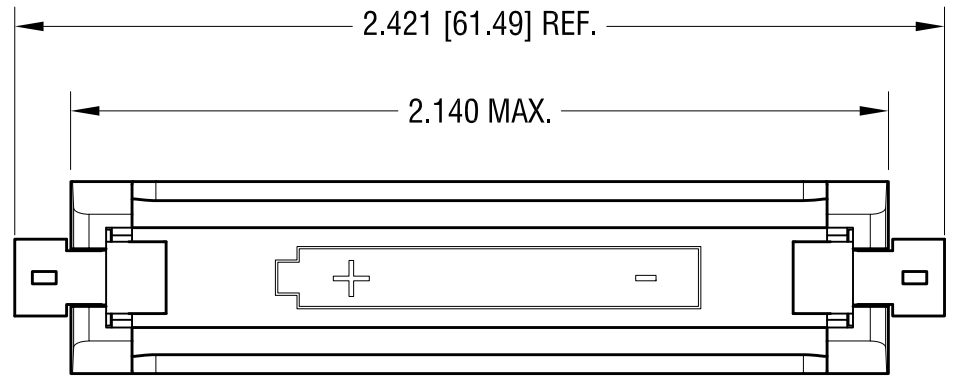
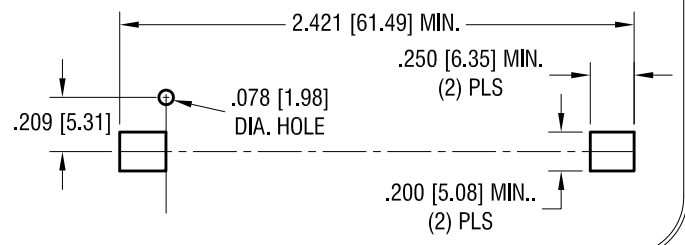


DATE	DESCRIPTION	REV.
2.17.10	CHANGE AS PER ECN 10-014	A
10.03.13	CHANGE AS PER ECN13-078	B

**MOUNTING PAD LAYOUT**



- NOTE:**
- 1. BASE:**  
MAT'L: HEAT RESISTANCE NYLON  
STANYL 46 OR EQUIVALENT
  - 2. CONTACT:**  
MAT'L: .012 [0.30] THK STAINLESS STEEL  
FINISH: GOLD FLASH, OVER NICKEL PLATE.

THIS DOCUMENT IS THE PROPERTY OF KEYSTONE ELECTRONICS CORP. AND SHALL NOT BE REPRODUCED, DISTRIBUTED OR USED AS A BASIS FOR MANUFACTURE WITHOUT PRIOR WRITTEN PERMISSION FROM KEYSTONE ELECTRONICS CORP.

<b>KEYSTONE ELECTRONICS CORP.</b>			
www.keyelco.com • ASTORIA, N.Y. 11105-2017 • Tel (718) 956-8900			
PART NAME		SM BATTERY HOLDER, AAA	
MATERIAL		AS NOTED	
FINISH	DRN BY	DATE	
AS NOTED	NT	12.08.09	
	APPD	SCALE	
	LN	2X	
TOLERANCES	INCH	[MM]	CODE
DECIMAL	± .010	[± 0.25]	C
ANGULAR	± 1°		
UNLESS OTHERWISE SPECIFIED			DWG NO.
			<b>1020</b>