

Housing - HC-ADV-B10-HHWH-1STM25-EMC-AL - 1413401

Please be informed that the data shown in this PDF Document is generated from our Online Catalog. Please find the complete data in the user's documentation. Our General Terms of Use for Downloads are valid (<http://download.phoenixcontact.com>)



HEAVYCON ADVANCE sleeve housing, B10, with stainless steel screw locking (Allen screw), salt-water-resistant aluminum, height 93.7 mm, with 1x M25 thread, lateral cable outlet, without surface; conductive seal (EMC properties)



Key commercial data

package_quantity	1
GTIN	4055626030357

Technical data

Dimensions

Height	93.7 mm
Width	57 mm
Length	105 mm
Length of the assembly cutout	65 mm
Width of the assembly cutout	35 mm

Ambient conditions

Degree of protection of housing (IP)	IP66
Degree of protection of housing (IP)	IP68 (0.2 bar/24 h)
Degree of protection of housing (IP)	IP69K (ISO 20653:2013-02)
Degree of protection of housing (NEMA)	4 (UL 50e)
Degree of protection of housing (NEMA)	4X (UL 50e)
Degree of protection of housing (NEMA)	12 (UL 50e)
Ambient temperature (operation)	-40 °C ... 125 °C

General

Note	For contact inserts HC-B10, BB18, DD42, M, K8/24
Size	B10
Housing type	Sleeve housing
Locking type	Screw locking
Fixing screws	M6 (screw head: 5 mm Allen screw)
No. of cable outlets	1
Cable exit	lateral

Housing - HC-ADV-B10-HHWH-1STM25-EMC-AL - 1413401

Technical data

General

Screw connection	none
Type of the screw connection	1x M25
Housing material	Die-cast aluminum, salt water resistant
Housing surface material	Uncoated
Seal material	NBR, conductive
Material lock	Stainless steel
Assembly instructions	In order to guarantee that the ground conductor contact functions even when plugged in at an angle, the two panel mounting flanges must have sufficient electrical contact with the metal mounting panel.
Connection	To ensure optimum shielding, any insulating power coating must be removed from the profile gasket area on the control cabinet panel. Tightening torque of locking screw: 3 Nm.

Classifications

eCl@ss

eCl@ss 5.1	27143424
eCl@ss 6.0	27143423
eCl@ss 8.0	27440202
eCl@ss 9.0	27440202

ETIM

ETIM 5.0	EC000437
ETIM 6.0	EC000437


UNSPSC


UNSPSC 13.2	31261501
--------------------	----------


Approvals


EAC / GL / UL Recognized / cUL Recognized / cULus Recognized /

Approval details

EAC 
--

GL 

UL Recognized 
--

cUL Recognized 

Housing - HC-ADV-B10-HHWH-1STM25-EMC-AL - 1413401

Approvals

cULus Recognized 

Accessories

Panel mounting flange

HC-B-AF - 1686533



HC-B-AF-SET - 1604638



Protective cover

HC-B 10-TMS-SD-IP50 - 1690749



HC-B 10-TMS-SD-IP65 - 1690781



Screwdriver tools

Housing - HC-ADV-B10-HHWH-1STM25-EMC-AL - 1413401

Accessories

SF-BIT-HEXB 5-89 - 1208911



SF-M BH - 1212070



Full screw connection

HC-K-KV-M25(11-17) - 1690639



HC-M-KV-M25(11-16) - 1690574



HC-M-KV-M25(14-21) - 1646007



Housing - HC-ADV-B10-HHWH-1STM25-EMC-AL - 1413401

Accessories

HC-EMV-KV-M25(9-16,5) - 1690516



HC-M-KV-M25(1ASI) - 1584020



Multiple screw connection

HC-M-KV-M25(1X10/1X11) - 1580228



Labeled device marker

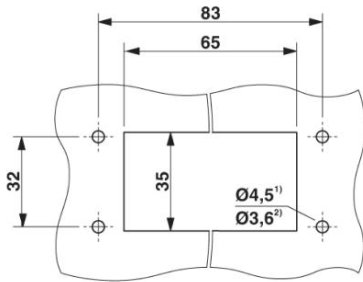
US-EMLP (20X9) CUS - 0830085



Drawings

Housing - HC-ADV-B10-HHWH-1STM25-EMC-AL - 1413401

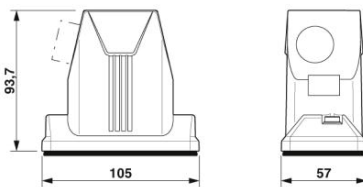
Dimensional drawing



Panel cutout

2) When self-tapping screws are used (Torx® 20, M4)

Dimensional drawing



Dimensional drawing

Phoenix Contact 2016 © - all rights reserved
<http://www.phoenixcontact.com>