


## Piezoelectric Igniter



一. Appearance:

It should not be spot, flaw, distortion and mottle in color

二. Dimension:

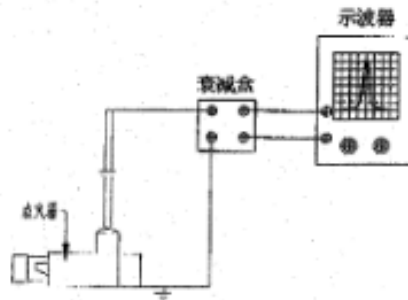
See the attached drawings requirement.

三. Characteristic

1. Initial output voltage

|                |               |
|----------------|---------------|
| Output voltage | $\geq 14.5KV$ |
| Discharge gap  | $\geq 5mm$    |

注: The standard voltage is the average after 10 times.



2. Durability times (60 times/min)

15000

# Datasheet

Item no. 1570637

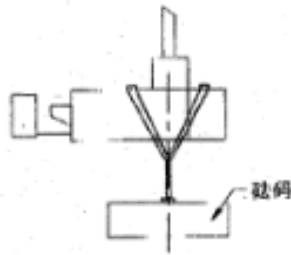
V1\_09172018\_01\_en

### 3. Subsequent output voltage:

|                |             |
|----------------|-------------|
| Output voltage | $\geq 12KV$ |
| Discharge gap  | $\geq 4mm$  |

4. Wire pull strength:  $\geq 3.0KG$ , after testing, no leakage in 4mm discharge gap.

Hanging 5 seconds as following:



### 5. driving operating force:

|                 |              |
|-----------------|--------------|
| Operating force | $\leq 2.8KG$ |
|-----------------|--------------|

### 6. Humidity resistance:

15% output voltage damping factor immediately after leaving for 1 hours under conditions of 60°C/95% humidity or higher; 10% output voltage damping factor after return to normal

## Datasheet

Item no. 1570637

V1\_09172018\_01\_en

temperature. 100 M  $\Omega$  MIN. measured at DC 500V between high-voltage lead wire and ground wire immediately

### 7. Heat resistance:

A. 20% MAX output voltage damping factor immediately after continuous heating for 1 hours in high-temperature tank at 100°C  
15% MAX output voltage damping factor after return to normal temperature.

B. The plastic material and lead wire should not be distortion.

### Voltage teating equipments:

1. Tektronix TDS1002 Oscilloscope
2. Tektronix P6015A High-voltage voltage divider.