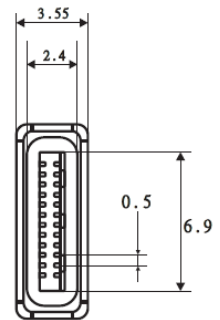
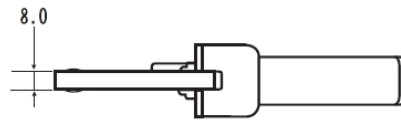
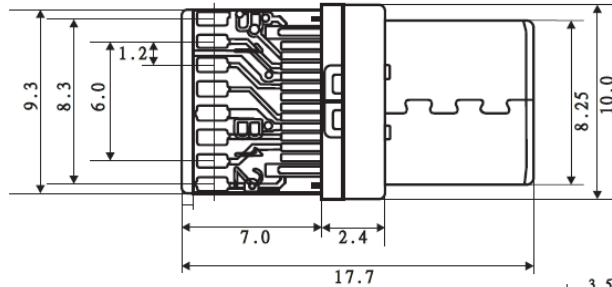


Datasheet

Item no. 1571177

V1_03122018_01_en



PIN NUMBER	HOST	DEVICE	PIN NUMBER	HOST	DEVICE
A1	GND	GND	B12	GND	GND
A2	SSTxp1	SSTxp1	B11	SSRxp1	SSRxp1
A3	SSTxn1	SSTxn1	B10	SSRxn1	SSRxn1
A4	VBUS	VBUS	B9	VBUS	VBUS
A5	CC1	CC1	B8	SBU2	SBU2
A6	DP1	DP1	B7		
A7	DN1	DN1	B6		
A8	SBU1	SBU1	B5	CC2	CC2
A9	VBUS	VBUS	B4	VBUS	VBUS
A10	SSRxn	2SSRxn2	B3	SSTxn2	SSTxn2
A11	SSRxp	2SSRxp2	B2	SSTxp2	SSTxp2
A12	GND	GND	B1	GND	GND

Dimension: ±0.2 mm

3.1 USB Connector, C Type with PCB, Male

Material

Insulator: Thermoplastic UL 94V-0
 Color: Black
 Contact: Copper Alloy
 Shell: Steel

Electrical

Rated Voltage: Max. 5V
 Dielectric withstanding Voltage: Min. 100V/ AC
 Contact Resistance: Max. 40mΩ for VBUS, GND and Other Contacts
 Max. 50mΩ after Environment Test
 Insulation Resistance: Min. 100mΩ
 Temperature range: -20° C to +85° C