

# Relay Module - RIF-1-RSC-LV-24AC/2X21 - 2903349

Please be informed that the data shown in this PDF Document is generated from our Online Catalog. Please find the complete data in the user's documentation. Our General Terms of Use for Downloads are valid (<http://download.phoenixcontact.com>)



Pre-assembled relay module with screw connection, consisting of: relay base, power contact relay, plug-in display/interference suppression module, and retaining bracket. Contact type: 2 changeover contacts. Input voltage: 24 V AC

## Key commercial data

<b>package_quantity</b>	10
<b>GTIN</b>	4046356732826

## Technical data

### Note

<b>Utilization restriction</b>	EMC: class A product, see manufacturer's declaration in the download area
--------------------------------	---

### Dimensions

<b>Width</b>	16 mm
<b>Height</b>	89 mm
<b>Depth</b>	75 mm

### Ambient conditions

<b>Ambient temperature (operation)</b>	-40 °C ... 50 °C
<b>Ambient temperature (storage/transport)</b>	-40 °C ... 85 °C

### Coil side

<b>Nominal input voltage <math>U_N</math></b>	24 V AC
<b>Input voltage range in reference to <math>U_N</math></b>	see diagram
<b>Typical input current at <math>U_N</math></b>	33 mA
<b>Typical response time</b>	3 ms ... 12 ms
<b>Typical release time range</b>	3 ms ... 20 ms
<b>Coil voltage</b>	24 V AC
<b>Protective circuit</b>	Varistor
<b>Operating voltage display</b>	Yellow LED

### Contact side

<b>Contact type</b>	2 PDT
<b>Type of switch contact</b>	Single contact
<b>Contact material</b>	AgNi
<b>Maximum switching voltage</b>	250 V AC/DC

# Relay Module - RIF-1-RSC-LV-24AC/2X21 - 2903349

## Technical data

### Contact side

Minimum switching voltage	5 V (at 10 mA)
Min. switching current	10 mA (At 5 V)
Maximum inrush current	12 A (20 ms, N/O contact)
Limiting continuous current	8 A (see diagram)
Interrupting rating (ohmic load) max.	192 W (at 24 V DC)
Interrupting rating (ohmic load) max.	96 W (at 48 V DC)
Interrupting rating (ohmic load) max.	60 W (at 60 V DC)
Interrupting rating (ohmic load) max.	44 W (at 110 V DC)
Interrupting rating (ohmic load) max.	57 W (at 220 V DC)
Interrupting rating (ohmic load) max.	2000 VA (for 250 V AC)
Switching capacity in acc. with DIN VDE 0660/IEC 60947	2 A (at 24 V, DC13)
Switching capacity in acc. with DIN VDE 0660/IEC 60947	0.2 A (at 250 V, DC13)
Switching capacity in acc. with DIN VDE 0660/IEC 60947	3 A (at 24 V, AC15)
Switching capacity in acc. with DIN VDE 0660/IEC 60947	3 A (at 120 V, AC15)
Switching capacity in acc. with DIN VDE 0660/IEC 60947	3 A (at 250 V, AC15)

### Connection data input side

Connection name	Coil side
Connection method	Screw connection
Stripping length	8 mm
Conductor cross section solid	0.14 mm <sup>2</sup> ... 6 mm <sup>2</sup>
Conductor cross section flexible	0.14 mm <sup>2</sup> ... 4 mm <sup>2</sup>
Conductor cross section AWG	26 ... 10

### Connection data output side

Connection name	Contact side
Connection method	Screw connection
Stripping length	8 mm
Conductor cross section solid	0.14 mm <sup>2</sup> ... 6 mm <sup>2</sup>
Conductor cross section flexible	0.14 mm <sup>2</sup> ... 4 mm <sup>2</sup>
Conductor cross section AWG	26 ... 10

### General

Type of note	Notes on operation
Note	FBS 2-6... plug-in bridge for the input side (A2) and FBS-2-8... plug-in bridge for the output side (11/21)
Test voltage relay winding/relay contact	4 kV <sub>rms</sub> (50 Hz, 1 min.)
Test voltage PDT/PDT	2.5 kV <sub>rms</sub> (50 Hz, 1 min.)
Operating mode	100% operating factor
Degree of protection	IP20 (Relay socket)
Degree of protection	RT III (Relay)
Mechanical service life	Approx. 10 <sup>7</sup> cycles
Mounting position	any

# Relay Module - RIF-1-RSC-LV-24AC/2X21 - 2903349

## Technical data

### General

<b>Assembly instructions</b>	In rows with zero spacing
------------------------------	---------------------------

### Standards and Regulations

<b>Standards/regulations</b>	DIN EN 50178
<b>Rated surge voltage</b>	6 kV
<b>Insulation</b>	Safe isolation, basic insulation, and 4 kV rated surge voltage between all changeover contacts.
<b>Degree of pollution</b>	2
<b>Overvoltage category</b>	III

### Environmental Product Compliance

<b>China RoHS</b>	Environmentally Friendly Use Period = 50
<b>China RoHS</b>	For details about hazardous substances go to tab "Downloads", Category "Manufacturer's declaration"

## Classifications

### eCl@ss

<b>eCl@ss 5.0</b>	27371601
<b>eCl@ss 5.1</b>	27371601
<b>eCl@ss 6.0</b>	27371601
<b>eCl@ss 7.0</b>	27371601
<b>eCl@ss 8.0</b>	27371601
<b>eCl@ss 9.0</b>	27371601

### ETIM

<b>ETIM 2.0</b>	EC001437
<b>ETIM 3.0</b>	EC001437
<b>ETIM 4.0</b>	EC001437
<b>ETIM 5.0</b>	EC001437
<b>ETIM 6.0</b>	EC001437

### UNSPSC

<b>UNSPSC 6.01</b>	30211917
<b>UNSPSC 7.0901</b>	39121516
<b>UNSPSC 11</b>	39121516
<b>UNSPSC 12.01</b>	39121516
<b>UNSPSC 13.2</b>	39122334

## Accessories

### Jumper

## Relay Module - RIF-1-RSC-LV-24AC/2X21 - 2903349

### Accessories

FBS 2-6 - 3030336



FBS 2-6 BU - 3036932



FBS 2-6 GY - 3032237



FBS 2-8 - 3030284



FBS 2-8 BU - 3032567



FBS 2-8 GY 7042 - 3032541



# Relay Module - RIF-1-RSC-LV-24AC/2X21 - 2903349

## Accessories

---

### End block

CLIPFIX 35 - 3022218



### Test plug terminal block

MPS-MT - 0201744



### Insulating sleeve

MPS-IH WH - 0201663



MPS-IH RD - 0201676



MPS-IH BU - 0201689



# Relay Module - RIF-1-RSC-LV-24AC/2X21 - 2903349

## Accessories

MPS-IH YE - 0201692



MPS-IH GN - 0201702



MPS-IH GY - 0201728



MPS-IH BK - 0201731



## Terminal marking

ZB 5 :UNBEDRUCKT - 1050004



# Relay Module - RIF-1-RSC-LV-24AC/2X21 - 2903349

## Accessories

ZB 15:UNBEDRUCKT - 0811972



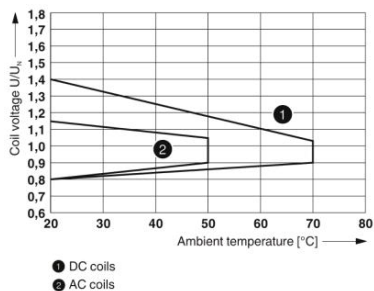
## Marker carriers

STP 5-2 - 0800967



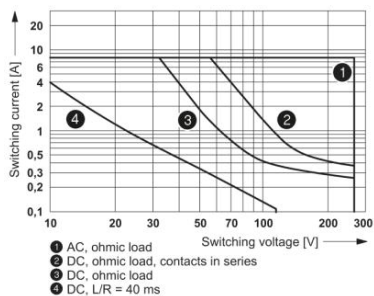
## Drawings

### Diagram



### Operating voltage range

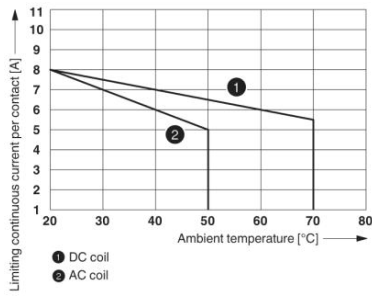
### Diagram



### Interrupting rating

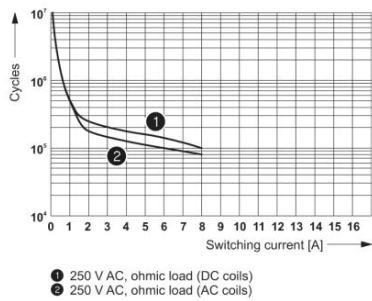
# Relay Module - RIF-1-RSC-LV-24AC/2X21 - 2903349

## Diagram



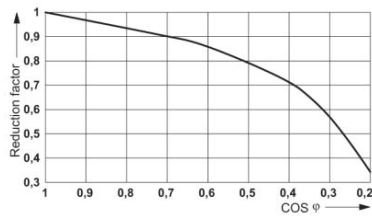
## Contact derating

## Diagram



## Electrical service life

## Diagram

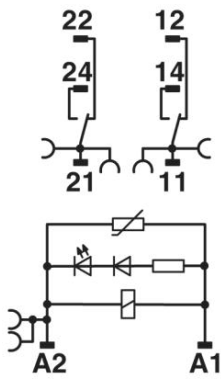


## Service life reduction factor



# Relay Module - RIF-1-RSC-LV-24AC/2X21 - 2903349

Circuit diagram



AC coils

Phoenix Contact 2016 © - all rights reserved  
<http://www.phoenixcontact.com>