

Relay Module - RIF-2-RSC-LV-230AC/2X21 - 2903321

Please be informed that the data shown in this PDF Document is generated from our Online Catalog. Please find the complete data in the user's documentation. Our General Terms of Use for Downloads are valid (<http://download.phoenixcontact.com>)



Pre-assembled relay module with screw connection, consisting of: relay base, power contact relay, plug-in display/interference suppression module, and retaining bracket. Contact type: 2 changeover contacts. Input voltage: 230 V AC

The figure shows the 24 V DC version

Key commercial data

package_quantity	10
GTIN	4046356732475

Technical data

Note

Utilization restriction	EMC: class A product, see manufacturer's declaration in the download area
-------------------------	---

Dimensions

Width	27 mm
Height	89 mm
Depth	75 mm

Ambient conditions

Ambient temperature (operation)	-40 °C ... 50 °C
Ambient temperature (storage/transport)	-40 °C ... 85 °C

Coil side

Nominal input voltage U_N	230 V AC
Input voltage range in reference to U_N	see diagram
Mains frequency	50 Hz
Mains frequency	60 Hz
Typical input current at U_N	6.5 mA
Typical response time	5 ms ... 15 ms
Typical release time range	5 ms ... 20 ms
Coil voltage	230 V AC
Protective circuit	Varistor
Operating voltage display	Yellow LED

Contact side

Contact type	2 PDT
--------------	-------

Relay Module - RIF-2-RSC-LV-230AC/2X21 - 2903321

Technical data

Contact side

Type of switch contact	Single contact
Contact material	AgNi
Maximum switching voltage	250 V AC/DC
Minimum switching voltage	5 V (At 24 mA)
Min. switching current	5 mA (at 24 V)
Maximum inrush current	30 A (20 ms, N/O contact)
Limiting continuous current	8.5 A (see diagram)
Interrupting rating (ohmic load) max.	204 W (at 24 V DC)
Interrupting rating (ohmic load) max.	124 W (at 48 V DC)
Interrupting rating (ohmic load) max.	108 W (at 60 V DC)
Interrupting rating (ohmic load) max.	52 W (at 110 V DC)
Interrupting rating (ohmic load) max.	48 W (at 220 V DC)
Interrupting rating (ohmic load) max.	2125 VA (for 250 V AC)
Switching capacity in acc. with DIN VDE 0660/IEC 60947	2 A (at 24 V, DC13)
Switching capacity in acc. with DIN VDE 0660/IEC 60947	0.22 A (at 120 V, DC13)
Switching capacity in acc. with DIN VDE 0660/IEC 60947	0.11 A (at 250 V, DC13)
Switching capacity in acc. with DIN VDE 0660/IEC 60947	3 A (at 120 V, AC15)
Switching capacity in acc. with DIN VDE 0660/IEC 60947	1.5 A (at 240 V, AC15)

Connection data input side

Connection name	Coil side
Connection method	Screw connection
Stripping length	8 mm
Conductor cross section solid	0.14 mm ² ... 6 mm ²
Conductor cross section flexible	0.14 mm ² ... 4 mm ²
Conductor cross section AWG	26 ... 10

Connection data output side

Connection name	Contact side
Connection method	Screw connection
Stripping length	8 mm
Conductor cross section solid	0.14 mm ² ... 6 mm ²
Conductor cross section flexible	0.14 mm ² ... 4 mm ²
Conductor cross section AWG	26 ... 10

General

Test voltage relay winding/relay contact	2.5 kV _{rms} (50 Hz, 1 min.)
Test voltage relay contact/relay contact	2.5 kV _{rms} (50 Hz, 1 min.)
Operating mode	100% operating factor
Degree of protection	IP20 (Relay socket)
Degree of protection	RT I (Relay)
Mechanical service life	Approx. 2x 10 ⁷ cycles
Mounting position	any

Relay Module - RIF-2-RSC-LV-230AC/2X21 - 2903321

Technical data

General

Assembly instructions	In rows with zero spacing
------------------------------	---------------------------

Standards and Regulations

Standards/regulations	DIN EN 50178
Rated insulation voltage	250 V AC
Rated surge voltage	4 kV
Insulation	Basic insulation
Degree of pollution	2
Overvoltage category	III

Environmental Product Compliance

China RoHS	Environmentally Friendly Use Period = 50
China RoHS	For details about hazardous substances go to tab "Downloads", Category "Manufacturer's declaration"

Classifications

eCl@ss

eCl@ss 5.0	27371601
eCl@ss 5.1	27371601
eCl@ss 6.0	27371601
eCl@ss 7.0	27371601
eCl@ss 8.0	27371601
eCl@ss 9.0	27371601

ETIM

ETIM 2.0	EC001437
ETIM 3.0	EC001437
ETIM 4.0	EC001437
ETIM 5.0	EC001437
ETIM 6.0	EC001437

UNSPSC

UNSPSC 6.01	30211916
UNSPSC 7.0901	39121515
UNSPSC 11	39121515
UNSPSC 12.01	39121515
UNSPSC 13.2	39122334

Accessories

Jumper

Relay Module - RIF-2-RSC-LV-230AC/2X21 - 2903321

Accessories

FBS 2-6 - 3030336



FBS 2-6 BU - 3036932



FBS 2-6 GY - 3032237



End block

CLIPFIX 35 - 3022218



Test plug terminal block

MPS-MT - 0201744



Insulating sleeve

Relay Module - RIF-2-RSC-LV-230AC/2X21 - 2903321

Accessories

MPS-IH WH - 0201663



MPS-IH RD - 0201676



MPS-IH BU - 0201689



MPS-IH YE - 0201692



MPS-IH GN - 0201702



MPS-IH GY - 0201728



Relay Module - RIF-2-RSC-LV-230AC/2X21 - 2903321

Accessories

MPS-IH BK - 0201731



Terminal marking

ZB 5 :UNBEDRUCKT - 1050004



ZB 15:UNBEDRUCKT - 0811972



Marker carriers

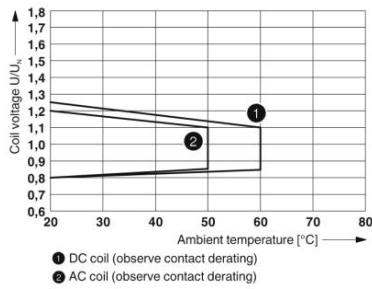
STP 5-2 - 0800967



Drawings

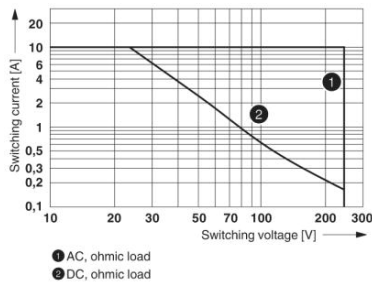
Relay Module - RIF-2-RSC-LV-230AC/2X21 - 2903321

Diagram



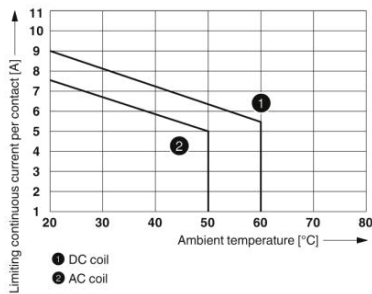
Operating voltage range

Diagram



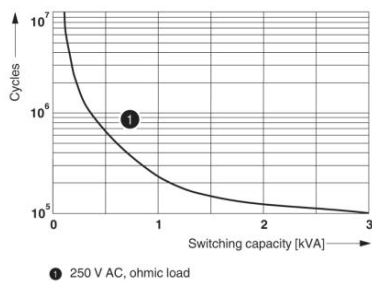
Interrupting rating

Diagram



Contact derating

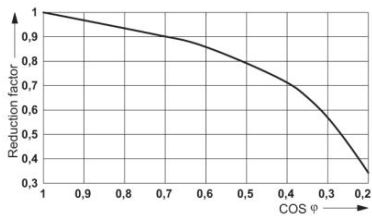
Diagram



Electrical service life

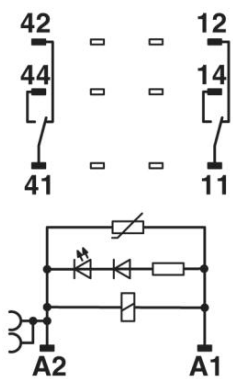
Relay Module - RIF-2-RSC-LV-230AC/2X21 - 2903321

Diagram



Service life reduction factor

Circuit diagram



AC coils

Phoenix Contact 2016 © - all rights reserved
<http://www.phoenixcontact.com>