

Relay Module - RIF-1-RPT-LDP-12DC/1X21 - 2906224

Please be informed that the data shown in this PDF Document is generated from our Online Catalog. Please find the complete data in the user's documentation. Our General Terms of Use for Downloads are valid (<http://download.phoenixcontact.com>)



Pre-assembled relay module with push-in connection, consisting of: relay base, power contact relay, plug-in display/suppressor module, and retaining bracket. Contact type: 1 PDT. Input voltage: 12 V DC



Key commercial data

package_quantity	10
GTIN	4055626047430

Technical data

Note

Utilization restriction	EMC: class A product, see manufacturer's declaration in the download area
-------------------------	---

Dimensions

Width	16 mm
Height	93 mm
Depth	75 mm

Ambient conditions

Ambient temperature (operation)	-40 °C ... 70 °C
Ambient temperature (storage/transport)	-40 °C ... 85 °C

Coil side

Nominal input voltage U_N	12 V DC
Input voltage range in reference to U_N	see diagram
Typical input current at U_N	33 mA
Typical response time	8 ms
Typical release time	10 ms
Coil voltage	12 V DC
Protective circuit	Damping diode
Operating voltage display	Yellow LED
Power dissipation for nominal condition	0.4 W

Contact side

Contact type	1 PDT
--------------	-------

Relay Module - RIF-1-RPT-LDP-12DC/1X21 - 2906224

Technical data

Contact side

Type of switch contact	Single contact
Contact material	AgNi
Maximum switching voltage	250 V AC/DC
Minimum switching voltage	12 V (at 10 mA)
Min. switching current	10 mA (at 12 V)
Maximum inrush current	50 A (20 ms, N/O contact)
Limiting continuous current	11 A (see diagram)
Interrupting rating (ohmic load) max.	264 W (at 24 V DC)
Interrupting rating (ohmic load) max.	58 W (at 48 V DC)
Interrupting rating (ohmic load) max.	48 W (at 60 V DC)
Interrupting rating (ohmic load) max.	50 W (at 110 V DC)
Interrupting rating (ohmic load) max.	80 W (at 220 V DC)
Interrupting rating (ohmic load) max.	2750 VA (for 250 V AC)
Switching capacity in acc. with DIN VDE 0660/IEC 60947	2 A (at 24 V, DC13)
Switching capacity in acc. with DIN VDE 0660/IEC 60947	0.2 A (at 110 V, DC13)
Switching capacity in acc. with DIN VDE 0660/IEC 60947	0.2 A (at 250 V, DC13)
Switching capacity in acc. with DIN VDE 0660/IEC 60947	6 A (at 24 V, AC15)
Switching capacity in acc. with DIN VDE 0660/IEC 60947	6 A (at 120 V, AC15)
Switching capacity in acc. with DIN VDE 0660/IEC 60947	6 A (at 250 V, AC15)

Connection data input side

Connection name	Coil side
Connection method	Push-in connection
Stripping length	8 mm
Conductor cross section solid	0.14 mm ² ... 1.5 mm ²
Conductor cross section flexible	0.14 mm ² ... 1.5 mm ² (with or without ferrule)
Conductor cross section flexible (2 conductors with same cross section)	0.14 mm ² ... 1 mm ² (Ferrule with plastic sleeve)
Conductor cross section flexible (2 conductors with same cross section)	0.14 mm ² ... 1.5 mm ² (Ferrules without plastic sleeve)
Conductor cross section AWG	26 ... 16

Connection data output side

Connection name	Contact side
Connection method	Push-in connection
Stripping length	8 mm
Conductor cross section solid	0.14 mm ² ... 1.5 mm ²
Conductor cross section flexible	0.14 mm ² ... 1.5 mm ² (with or without ferrule)
Conductor cross section flexible (2 conductors with same cross section)	0.14 mm ² ... 1 mm ² (Ferrule with plastic sleeve)
Conductor cross section flexible (2 conductors with same cross section)	0.14 mm ² ... 1.5 mm ² (Ferrules without plastic sleeve)
Conductor cross section AWG	26 ... 16

Relay Module - RIF-1-RPT-LDP-12DC/1X21 - 2906224

Technical data

General

Type of note	Notes on operation
Note	FBS 2-6... plug-in bridge for the input side (A2) and FBS-2-8... plug-in bridge for the output side (11/21)
Test voltage relay winding/relay contact	4 kV _{rms} (50 Hz, 1 min.)
Operating mode	100% operating factor
Degree of protection	IP20 (Relay socket)
Degree of protection	RT III (Relay)
Mechanical service life	approx. 3x 10 ⁷ cycles
Mounting position	any
Assembly instructions	In rows with zero spacing

Standards and Regulations

Standards/regulations	DIN EN 50178
Rated insulation voltage	250 V AC
Rated surge voltage	6 kV
Insulation	safe isolation
Degree of pollution	2
Overvoltage category	III

Environmental Product Compliance

China RoHS	Environmentally Friendly Use Period = 50
China RoHS	For details about hazardous substances go to tab "Downloads", Category "Manufacturer's declaration"

Classifications

eCl@ss

eCl@ss 5.0	27371601
eCl@ss 5.1	27371601
eCl@ss 6.0	27371601
eCl@ss 7.0	27371601
eCl@ss 8.0	27371601
eCl@ss 9.0	27371601

ETIM

ETIM 2.0	EC001437
ETIM 3.0	EC001437
ETIM 4.0	EC001437
ETIM 5.0	EC001437
ETIM 6.0	EC001437

UNSPSC

UNSPSC 13.2	39122334
-------------	----------

Relay Module - RIF-1-RPT-LDP-12DC/1X21 - 2906224

Accessories

Jumper

FBS 2-6 - 3030336



FBS 2-6 BU - 3036932



FBS 2-6 GY - 3032237



FBS 2-8 - 3030284



FBS 2-8 BU - 3032567



Relay Module - RIF-1-RPT-LDP-12DC/1X21 - 2906224

Accessories

FBS 2-8 GY 7042 - 3032541



End block

CLIPFIX 35 - 3022218



Test plug terminal block

MPS-MT - 0201744



Insulating sleeve

MPS-IH WH - 0201663



MPS-IH RD - 0201676



Relay Module - RIF-1-RPT-LDP-12DC/1X21 - 2906224

Accessories

MPS-IH BU - 0201689



MPS-IH YE - 0201692



MPS-IH GN - 0201702



MPS-IH GY - 0201728



MPS-IH BK - 0201731



Terminal marking

Relay Module - RIF-1-RPT-LDP-12DC/1X21 - 2906224

Accessories

ZB 5 :UNBEDRUCKT - 1050004



ZB 15:UNBEDRUCKT - 0811972



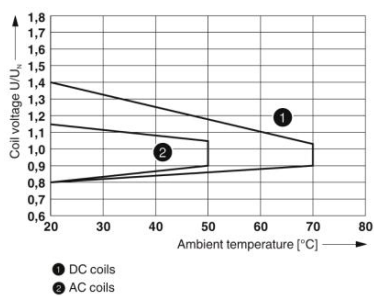
Marker carriers

STP 5-2 - 0800967



Drawings

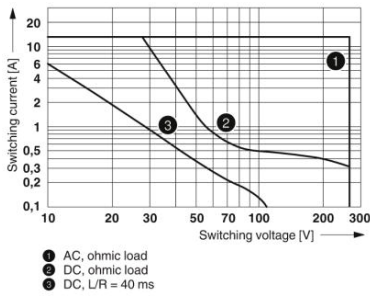
Diagram



Operating voltage range

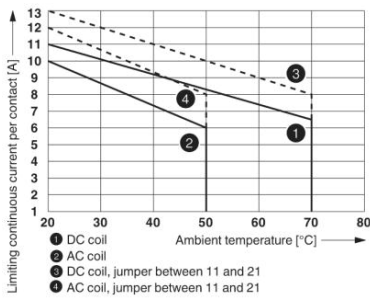
Relay Module - RIF-1-RPT-LDP-12DC/1X21 - 2906224

Diagram



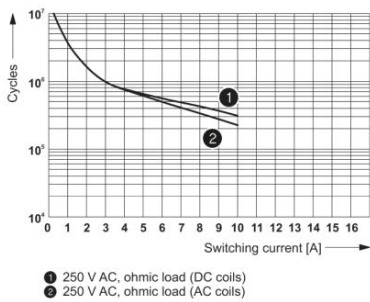
Interrupting rating

Diagram



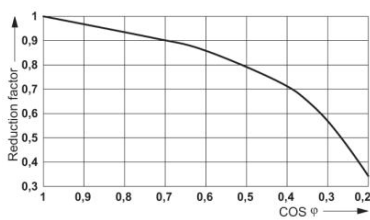
Contact derating

Diagram



Electrical service life

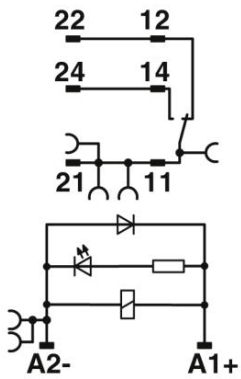
Diagram



Service life reduction factor

Relay Module - RIF-1-RPT-LDP-12DC/1X21 - 2906224

Circuit diagram



DC coils

Phoenix Contact 2016 © - all rights reserved
<http://www.phoenixcontact.com>