

# Relay Module - RIF-2-RSC-LV-120AC/4X21 - 2903317

Please be informed that the data shown in this PDF Document is generated from our Online Catalog. Please find the complete data in the user's documentation. Our General Terms of Use for Downloads are valid (<http://download.phoenixcontact.com>)



Pre-assembled relay module with screw connection, consisting of: relay base, power contact relay, plug-in display/interference suppression module, and retaining bracket. Contact type: 4 changeover contacts. Input voltage: 120 V AC

The figure shows the 24 V DC version

## Key commercial data

<b>package_quantity</b>	10
<b>GTIN</b>	4046356732192

## Technical data

### Note

<b>Utilization restriction</b>	EMC: class A product, see manufacturer's declaration in the download area
--------------------------------	---

### Dimensions

<b>Width</b>	27 mm
<b>Height</b>	89 mm
<b>Depth</b>	75 mm

### Ambient conditions

<b>Ambient temperature (operation)</b>	-40 °C ... 50 °C
<b>Ambient temperature (storage/transport)</b>	-40 °C ... 85 °C

### Coil side

<b>Nominal input voltage <math>U_N</math></b>	120 V AC
<b>Input voltage range in reference to <math>U_N</math></b>	see diagram
<b>Mains frequency</b>	50 Hz
<b>Mains frequency</b>	60 Hz
<b>Typical input current at <math>U_N</math></b>	13 mA
<b>Typical response time</b>	5 ms ... 15 ms
<b>Typical release time range</b>	5 ms ... 20 ms
<b>Coil voltage</b>	120 V AC
<b>Protective circuit</b>	Varistor
<b>Operating voltage display</b>	Yellow LED

### Contact side

<b>Contact type</b>	4 PDTs
---------------------	--------

# Relay Module - RIF-2-RSC-LV-120AC/4X21 - 2903317

## Technical data

### Contact side

Type of switch contact	Single contact
Contact material	AgNi
Maximum switching voltage	250 V AC/DC
Minimum switching voltage	5 V (At 24 mA)
Min. switching current	5 mA (at 24 V)
Maximum inrush current	16 A (20 ms, N/O contact)
Limiting continuous current	5 A (see diagram)
Interrupting rating (ohmic load) max.	120 W (at 24 V DC)
Interrupting rating (ohmic load) max.	124 W (at 48 V DC)
Interrupting rating (ohmic load) max.	108 W (at 60 V DC)
Interrupting rating (ohmic load) max.	52 W (at 110 V DC)
Interrupting rating (ohmic load) max.	48 W (at 220 V DC)
Interrupting rating (ohmic load) max.	1250 VA (for 250 V AC)
Switching capacity in acc. with DIN VDE 0660/IEC 60947	2 A (at 24 V, DC13)
Switching capacity in acc. with DIN VDE 0660/IEC 60947	0.22 A (at 120 V, DC13)
Switching capacity in acc. with DIN VDE 0660/IEC 60947	0.11 A (at 250 V, DC13)
Switching capacity in acc. with DIN VDE 0660/IEC 60947	1.5 A (at 24 V, AC15)
Switching capacity in acc. with DIN VDE 0660/IEC 60947	1.5 A (at 120 V, AC15)
Switching capacity in acc. with DIN VDE 0660/IEC 60947	1 A (at 240 V, AC15)

### Connection data input side

Connection name	Coil side
Connection method	Screw connection
Stripping length	8 mm
Conductor cross section solid	0.14 mm <sup>2</sup> ... 6 mm <sup>2</sup>
Conductor cross section flexible	0.14 mm <sup>2</sup> ... 4 mm <sup>2</sup>
Conductor cross section AWG	26 ... 10

### Connection data output side

Connection name	Contact side
Connection method	Screw connection
Stripping length	8 mm
Conductor cross section solid	0.14 mm <sup>2</sup> ... 6 mm <sup>2</sup>
Conductor cross section flexible	0.14 mm <sup>2</sup> ... 4 mm <sup>2</sup>
Conductor cross section AWG	26 ... 10

### General

Test voltage relay winding/relay contact	2.5 kV <sub>rms</sub> (50 Hz, 1 min.)
Test voltage relay contact/relay contact	2 kV <sub>rms</sub> (50 Hz, 1 min.)
Operating mode	100% operating factor
Degree of protection	IP20 (Relay socket)
Degree of protection	RT I (Relay)
Mechanical service life	Approx. 2x 10 <sup>7</sup> cycles

# Relay Module - RIF-2-RSC-LV-120AC/4X21 - 2903317

## Technical data

### General

<b>Mounting position</b>	any
<b>Assembly instructions</b>	In rows with zero spacing

### Standards and Regulations

<b>Standards/regulations</b>	DIN EN 50178
<b>Rated insulation voltage</b>	250 V AC
<b>Rated surge voltage</b>	2.5 kV
<b>Insulation</b>	Basic insulation
<b>Degree of pollution</b>	2
<b>Overvoltage category</b>	II

### Environmental Product Compliance

<b>China RoHS</b>	Environmentally Friendly Use Period = 50
<b>China RoHS</b>	For details about hazardous substances go to tab "Downloads", Category "Manufacturer's declaration"

## Classifications

### eCl@ss

<b>eCl@ss 5.0</b>	27371601
<b>eCl@ss 5.1</b>	27371601
<b>eCl@ss 6.0</b>	27371601
<b>eCl@ss 7.0</b>	27371601
<b>eCl@ss 8.0</b>	27371601
<b>eCl@ss 9.0</b>	27371601

### ETIM

<b>ETIM 2.0</b>	EC001437
<b>ETIM 3.0</b>	EC001437
<b>ETIM 4.0</b>	EC001437
<b>ETIM 5.0</b>	EC001437
<b>ETIM 6.0</b>	EC001437

### UNSPSC

<b>UNSPSC 6.01</b>	30211916
<b>UNSPSC 7.0901</b>	39121515
<b>UNSPSC 11</b>	39121515
<b>UNSPSC 12.01</b>	39121515
<b>UNSPSC 13.2</b>	39122334

## Accessories

### Jumper

## Relay Module - RIF-2-RSC-LV-120AC/4X21 - 2903317

### Accessories

FBS 2-6 - 3030336



FBS 2-6 BU - 3036932



FBS 2-6 GY - 3032237



### End block

CLIPFIX 35 - 3022218



### Test plug terminal block

MPS-MT - 0201744



### Insulating sleeve

# Relay Module - RIF-2-RSC-LV-120AC/4X21 - 2903317

## Accessories

MPS-IH WH - 0201663



MPS-IH RD - 0201676



MPS-IH BU - 0201689



MPS-IH YE - 0201692



MPS-IH GN - 0201702



MPS-IH GY - 0201728



# Relay Module - RIF-2-RSC-LV-120AC/4X21 - 2903317

## Accessories

---

MPS-IH BK - 0201731



## Terminal marking

---

ZB 5 :UNBEDRUCKT - 1050004



ZB 15:UNBEDRUCKT - 0811972



## Marker carriers

---

STP 5-2 - 0800967

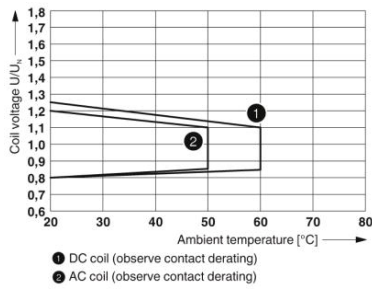


## Drawings

---

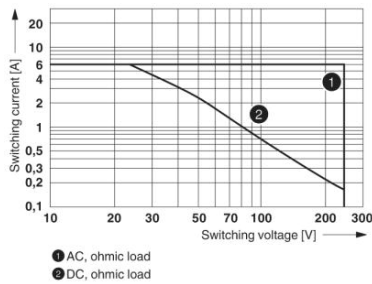
# Relay Module - RIF-2-RSC-LV-120AC/4X21 - 2903317

## Diagram



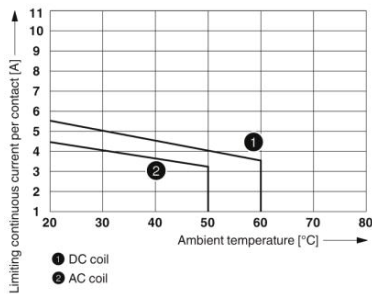
## Operating voltage range

## Diagram



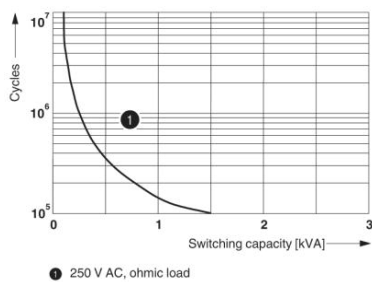
## Interrupting rating

## Diagram



## Contact derating

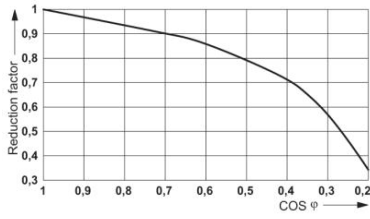
## Diagram



## Electrical service life

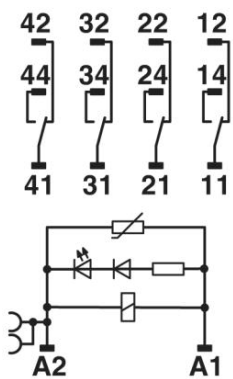
# Relay Module - RIF-2-RSC-LV-120AC/4X21 - 2903317

## Diagram



Service life reduction factor

## Circuit diagram



AC coils

Phoenix Contact 2016 © - all rights reserved  
<http://www.phoenixcontact.com>