

Relay Module - RIF-0-RSC-12DC/21 - 2903375

Please be informed that the data shown in this PDF Document is generated from our Online Catalog. Please find the complete data in the user's documentation. Our General Terms of Use for Downloads are valid (<http://download.phoenixcontact.com>)



Pre-assembled relay module with screw connection, consisting of: relay base with ejector and power contact relay. Contact type: 1 changeover contact. Input voltage: 12 V DC

The figure shows the 24 V DC version



Key commercial data

package_quantity	10
GTIN	4046356731645

Technical data

Note

Utilization restriction	EMC: class A product, see manufacturer's declaration in the download area
--------------------------------	---

Dimensions

Width	6.2 mm
Height	84 mm
Depth	82 mm

Ambient conditions

Ambient temperature (operation)	-40 °C ... 60 °C
Ambient temperature (storage/transport)	-40 °C ... 85 °C

Coil side

Nominal input voltage U_N	12 V DC
Input voltage range in reference to U_N	see diagram
Typical input current at U_N	16 mA
Typical response time	5 ms
Typical release time	8 ms
Coil voltage	12 V DC
Protective circuit	Damping diode
Operating voltage display	Yellow LED
Power dissipation for nominal condition	0.19 W

Relay Module - RIF-0-RSC-12DC/21 - 2903375

Technical data

Contact side

Contact type	1 PDT
Type of switch contact	Single contact
Contact material	AgSnO
Maximum switching voltage	250 V AC/DC
Minimum switching voltage	5 V (at 100 mA)
Min. switching current	10 mA (at 12 V)
Limiting continuous current	6 A
Interrupting rating (ohmic load) max.	140 W (at 24 V DC)
Interrupting rating (ohmic load) max.	20 W (at 48 V DC)
Interrupting rating (ohmic load) max.	18 W (at 60 V DC)
Interrupting rating (ohmic load) max.	23 W (at 110 V DC)
Interrupting rating (ohmic load) max.	40 W (at 220 V DC)
Interrupting rating (ohmic load) max.	1500 VA (for 250 V AC)
Switching capacity in acc. with DIN VDE 0660/IEC 60947	1 A (at 24 V, DC13)
Switching capacity in acc. with DIN VDE 0660/IEC 60947	0.2 A (at 110 V, DC13)
Switching capacity in acc. with DIN VDE 0660/IEC 60947	0.1 A (at 220 V, DC13)
Switching capacity in acc. with DIN VDE 0660/IEC 60947	3 A (at 24 V, AC15)
Switching capacity in acc. with DIN VDE 0660/IEC 60947	3 A (at 120 V, AC15)
Switching capacity in acc. with DIN VDE 0660/IEC 60947	3 A (at 230 V, AC15)

Connection data input side

Connection name	Coil side
Connection method	Screw connection
Stripping length	7 mm
Conductor cross section solid	0.5 mm ² ... 4 mm ²
Conductor cross section flexible	0.5 mm ² ... 2.5 mm ²
Conductor cross section flexible	0.5 mm ² ... 2.5 mm ² (Ferrules without plastic sleeve)
Conductor cross section flexible	0.5 mm ² ... 1.5 mm ² (Ferrule with plastic sleeve)
Conductor cross section AWG	20 ... 12
Torque	0.5 Nm

Connection data output side

Connection name	Contact side
Connection method	Screw connection
Stripping length	7 mm
Conductor cross section solid	0.5 mm ² ... 4 mm ²
Conductor cross section flexible	0.5 mm ² ... 2.5 mm ²
Conductor cross section flexible	0.5 mm ² ... 2.5 mm ² (Ferrules without plastic sleeve)
Conductor cross section flexible	0.5 mm ² ... 1.5 mm ² (Ferrule with plastic sleeve)
Conductor cross section AWG	20 ... 12
Torque	0.5 Nm

General

Relay Module - RIF-0-RSC-12DC/21 - 2903375

Technical data

General

Test voltage relay winding/relay contact	4 kV _{rms} (50 Hz, 1 min.)
Operating mode	100% operating factor
Degree of protection	IP20 (Relay socket)
Degree of protection	RT III (Relay)
Mechanical service life	Approx. 2x 10 ⁷ cycles
Mounting position	any
Assembly instructions	In rows with zero spacing

Standards and Regulations

Standards/regulations	DIN EN 50178
Rated insulation voltage	250 V AC
Rated surge voltage	6 kV
Insulation	safe isolation
Degree of pollution	2
Overvoltage category	III

Environmental Product Compliance

China RoHS	Environmentally Friendly Use Period = 50
China RoHS	For details about hazardous substances go to tab "Downloads", Category "Manufacturer's declaration"

Classifications

eCl@ss

eCl@ss 5.0	27371601
eCl@ss 5.1	27371601
eCl@ss 6.0	27371601
eCl@ss 7.0	27371601
eCl@ss 8.0	27371601
eCl@ss 9.0	27371601

ETIM

ETIM 2.0	EC001437
ETIM 3.0	EC001437
ETIM 4.0	EC001437
ETIM 5.0	EC001437
ETIM 6.0	EC001437

UNSPSC

UNSPSC 6.01	30211917
UNSPSC 7.0901	39121516
UNSPSC 11	39121516
UNSPSC 12.01	39121516
UNSPSC 13.2	39122334

Relay Module - RIF-0-RSC-12DC/21 - 2903375

Accessories

End block

CLIPFIX 35 - 3022218



Test plug terminal block

MPS-MT - 0201744



Insulating sleeve

MPS-IH WH - 0201663



MPS-IH RD - 0201676



MPS-IH BU - 0201689



Relay Module - RIF-0-RSC-12DC/21 - 2903375

Accessories

MPS-IH YE - 0201692



MPS-IH GN - 0201702



MPS-IH GY - 0201728



MPS-IH BK - 0201731



Terminal marking

ZB 6:UNBEDRUCKT - 1051003



Jumper

Relay Module - RIF-0-RSC-12DC/21 - 2903375

Accessories

FBS 2-6 - 3030336



FBS 3-6 - 3030242



FBS 4-6 - 3030255



FBS 5-6 - 3030349



FBS 10-6 - 3030271



FBS 20-6 - 3030365



Relay Module - RIF-0-RSC-12DC/21 - 2903375

Accessories

FBS 50-6 - 3032224



FBS 2-6 BU - 3036932



FBS 3-6 BU - 3036945



FBS 4-6 BU - 3036958



FBS 5-6 BU - 3036961



Relay Module - RIF-0-RSC-12DC/21 - 2903375

Accessories

FBS 10-6 BU - 3032198



FBS 20-6 BU - 3032208



FBS 50-6 BU - 3032211



FBS 2-6 GY - 3032237



FBS 3-6 GY - 3032240



FBS 4-6 GY - 3032279



Relay Module - RIF-0-RSC-12DC/21 - 2903375

Accessories

FBS 5-6 GY - 3032266

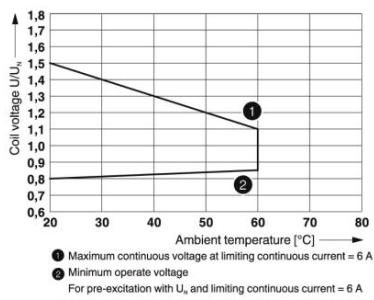


FBS 10-6 GY - 3032253



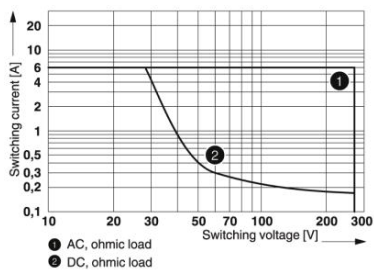
Drawings

Diagram



Operating voltage range

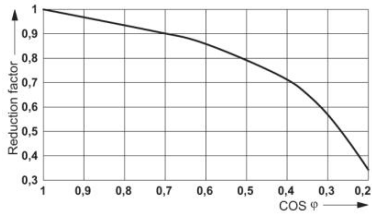
Diagram



Interrupting rating

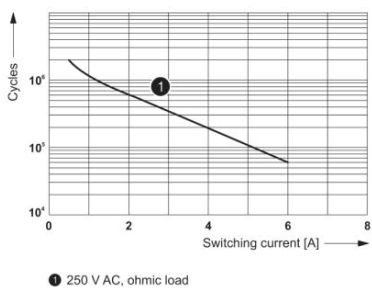
Relay Module - RIF-0-RSC-12DC/21 - 2903375

Diagram



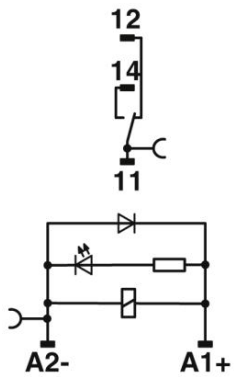
Service life reduction factor with various cos phi

Diagram



Electrical service life

Circuit diagram



DC coils

Phoenix Contact 2016 © - all rights reserved
<http://www.phoenixcontact.com>