

# AC charging cable - EV- T2G3C-1AC20A-5,0M2,5ESBK01 - 1627354

Please be informed that the data shown in this PDF Document is generated from our Online Catalog. Please find the complete data in the user's documentation. Our General Terms of Use for Downloads are valid (<http://download.phoenixcontact.com>)



AC charging cable with Vehicle Connector, open cable end, with protective cap, Type 2, IEC 62196-2, 20 A / 250 V (AC), Design line C-Line, Cable: 5 m, black, straight, Special version with individual ferrules, Mating face: black, Handle area: gray

## Article description

AC charging cable with Vehicle Connector and open cable end for charging electric vehicles (EV) with alternating current (AC) via type 2 Vehicle Inlets, for installation at charging stations for E-Mobility (EVSE)

## Your advantages

- Uniform design of all Phoenix Contact Vehicle Connectors and Infrastructure Plugs
- Silver-plated surface of the power and signal contacts
- Production in accordance with ISO TS 16949
- Material data available in the IMDS (International Material Data System of the automotive industry)
- Ergonomic round handle
- Tested in accordance with selected tests of automotive standards LV124, LV214, LV215-2
- Consistent watertightness prevents water ingress in the cable

## Key commercial data

package_quantity	1
GTIN	4055626316499

## Technical data

### Product definition

Product type	AC charging cable with Vehicle Connector, open cable end, with protective cap
Type	C-Line black / gray
Standards/regulations	IEC 62196-2
Charging standard	Type 2
Charging mode	Mode 3, Case C
Type of charging current	AC single-phase
Note	Special version with individual ferrules

### Dimensions

Vehicle connector width	70.00 mm
Vehicle connector height	137.00 mm
Vehicle connector depth	215.90 mm

# AC charging cable - EV- T2G3C-1AC20A-5,0M2,5ESBK01 - 1627354

## Technical data

### Dimensions

<b>Conductor length</b>	5 m
<b>Stripping length</b>	60 mm ±15 mm

### Ambient conditions

<b>Ambient temperature (operation)</b>	-30 °C ... 50 °C
<b>Ambient temperature (storage/transport)</b>	-40 °C ... 80 °C
<b>Max. altitude</b>	5000 m (above sea level)
<b>Degree of protection</b>	IP44 (plugged in)
<b>Degree of protection</b>	IP54 (Protective cap)

### Electrical properties

<b>Maximum charging power</b>	5 kW
<b>Number of phases</b>	1
<b>Number of power contacts</b>	3 (L1, N, PE)
<b>Rated current of power contacts</b>	20 A
<b>Rated voltage for power contacts</b>	250 V AC
<b>Number of signal contacts</b>	2 (CP, PP)
<b>Rated current for signal contacts</b>	2 A
<b>Rated voltage for signal contacts</b>	30 V AC
<b>Type of signal transmission</b>	Pulse width modulation
<b>Resistor coding</b>	680 Ω (between PE and PP)

### Mechanical properties

<b>Insertion/withdrawal cycles</b>	> 10000
<b>Insertion force</b>	< 100 N
<b>Withdrawal force</b>	< 100 N

### Design

<b>Design line</b>	C-Line
<b>Housing color</b>	black
<b>Pin connector pattern color</b>	black
<b>Color handle area</b>	gray
<b>Color protective cap</b>	black
<b>Customer variations</b>	On request

### Material

<b>Housing material</b>	Plastic
<b>Material connection profile</b>	Plastic
<b>Material handle area</b>	Soft plastic
<b>Material protective cap</b>	Soft plastic
<b>Material surface of contacts</b>	Ag

### Cable

# AC charging cable - EV- T2G3C-1AC20A-5,0M2,5ESBK01 - 1627354

## Technical data

### Cable

<b>Cable structure</b>	3 x 2.5 mm <sup>2</sup> + 1 x 0.5 mm <sup>2</sup> (prEN 50620, VDE Reg. 8789 class 5)
<b>External cable diameter</b>	10.2 mm ±0,3 mm
<b>Type of conductor</b>	straight
<b>Outer sheath, material</b>	TPE-U
<b>External sheath, color</b>	black
<b>Minimum bending radius</b>	153 mm (15 x diameter)

### Environmental Product Compliance

<b>China RoHS</b>	Environmentally Friendly Use Period = 10;
<b>China RoHS</b>	For details about hazardous substances go to tab "Downloads", Category "Manufacturer's declaration"

## Classifications

### eCl@ss

<b>eCl@ss 4.0</b>	272607xx
<b>eCl@ss 4.1</b>	27260701
<b>eCl@ss 5.0</b>	27260701
<b>eCl@ss 5.1</b>	27059290
<b>eCl@ss 6.0</b>	27279220
<b>eCl@ss 7.0</b>	27440103
<b>eCl@ss 8.0</b>	27449001
<b>eCl@ss 9.0</b>	27144705

### ETIM

<b>ETIM 3.0</b>	EC002061
<b>ETIM 4.0</b>	EC002061
<b>ETIM 5.0</b>	EC002839
<b>ETIM 6.0</b>	EC002839

### UNSPSC

<b>UNSPSC 6.01</b>	30211923
<b>UNSPSC 7.0901</b>	39121522
<b>UNSPSC 11</b>	39121522
<b>UNSPSC 12.01</b>	39121522
<b>UNSPSC 13.2</b>	39121522

## Approvals

---

VDE approval of drawings /

---

Approval details

# AC charging cable - EV- T2G3C-1AC20A-5,0M2,5ESBK01 - 1627354

## Approvals

VDE approval of drawings	
Nominal voltage UN	250 V
Nominal current IN	20 A
mm <sup>2</sup> /AWG/kcmil	

## Accessories

### Park position

EV-T2AC-PARK - 1624148



---

### AC charging controller

EV-CC-AC1-M3-CC-SER-HS - 1622459



EV-CC-AC1-M3-CC-SER-PCB - 1622460



EV-CC-AC1-M3-CC-SER-PCB-XC-25X - 1627742



# AC charging cable - EV- T2G3C-1AC20A-5,0M2,5ESBK01 - 1627354

## Accessories

EV-CC-AC1-M3-CC-SER-PCB-MSTB - 1627367

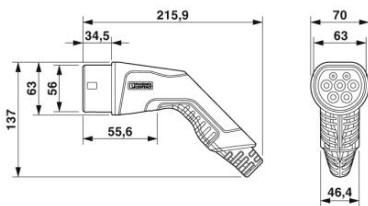


EM-CP-PP-ETH - 2902802



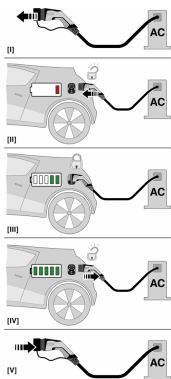
## Drawings

Dimensional drawing



Dimensional drawing of Vehicle Connector

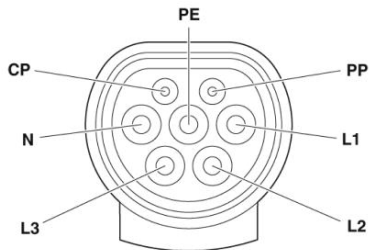
Schematic diagram



Operating instructions

# AC charging cable - EV- T2G3C-1AC20A-5,0M2,5ESBK01 - 1627354

Schematic diagram



Pin assignment of the Vehicle Connector

Schematic diagram



Terminology definition

Phoenix Contact 2016 © - all rights reserved  
<http://www.phoenixcontact.com>