

AC charging cable - EV- T2G3C-3AC20A-5,0M2,5ESBK01 - 1627365

Please be informed that the data shown in this PDF Document is generated from our Online Catalog. Please find the complete data in the user's documentation. Our General Terms of Use for Downloads are valid (<http://download.phoenixcontact.com>)



AC charging cable with Vehicle Connector, open cable end, with protective cap, Type 2, IEC 62196-2, 20 A / 480 V (AC), Design line C-Line, Cable: 5 m, black, straight, Mating face: black, Handle area: gray

Article description

AC charging cable with Vehicle Connector and open cable end for charging electric vehicles (EV) with alternating current (AC) via type 2 Vehicle Inlets, for installation at charging stations for E-Mobility (EVSE)

Your advantages

- Uniform design of all Phoenix Contact Vehicle Connectors and Infrastructure Plugs
- Silver-plated surface of the power and signal contacts
- Production in accordance with ISO TS 16949
- Material data available in the IMDS (International Material Data System of the automotive industry)
- Ergonomic round handle
- Tested in accordance with selected tests of automotive standards LV124, LV214, LV215-2
- Consistent watertightness prevents water ingress in the cable

Key commercial data

package_quantity	1
GTIN	4055626317021

Technical data

Product definition

Product type	AC charging cable with Vehicle Connector, open cable end, with protective cap
Type	C-Line black / gray
Standards/regulations	IEC 62196-2
Charging standard	Type 2
Charging mode	Mode 3, Case C
Type of charging current	AC 3-phase

Dimensions

Vehicle connector width	70.00 mm
Vehicle connector height	137.00 mm
Vehicle connector depth	215.90 mm
Conductor length	5 m

AC charging cable - EV- T2G3C-3AC20A-5,0M2,5ESBK01 - 1627365

Technical data

Dimensions

Stripping length	60 mm ±15 mm
-------------------------	--------------

Ambient conditions

Ambient temperature (operation)	-30 °C ... 50 °C
Ambient temperature (storage/transport)	-40 °C ... 80 °C
Max. altitude	5000 m (above sea level)
Degree of protection	IP44 (plugged in)
Degree of protection	IP54 (Protective cap)

Electrical properties

Maximum charging power	16.63 kW
Number of phases	3
Number of power contacts	5 (L1, L2, L3, N, PE)
Rated current of power contacts	20 A
Rated voltage for power contacts	480 V AC
Number of signal contacts	2 (CP, PP)
Rated current for signal contacts	2 A
Rated voltage for signal contacts	30 V AC
Type of signal transmission	Pulse width modulation
Resistor coding	680 Ω (between PE and PP)

Mechanical properties

Insertion/withdrawal cycles	> 10000
Insertion force	< 100 N
Withdrawal force	< 100 N

Design

Design line	C-Line
Housing color	black
Pin connector pattern color	black
Color handle area	gray
Color protective cap	black
Customer variations	On request

Material

Housing material	Plastic
Material connection profile	Plastic
Material handle area	Soft plastic
Material protective cap	Soft plastic
Material surface of contacts	Ag

Cable

Cable structure	5 x 2.5 mm ² + 1 x 0.5 mm ² (prEN 50620, VDE Reg. 8789 class 5)
------------------------	---

AC charging cable - EV- T2G3C-3AC20A-5,0M2,5ESBK01 - 1627365

Technical data

Cable

External cable diameter	12.8 mm ±0.4 mm
Type of conductor	straight
Outer sheath, material	TPE-U
External sheath, color	black
Minimum bending radius	192 mm (15 x diameter)

Environmental Product Compliance

China RoHS	Environmentally Friendly Use Period = 10;
China RoHS	For details about hazardous substances go to tab "Downloads", Category "Manufacturer's declaration"

Classifications

eCl@ss

eCl@ss 4.0	272607xx
eCl@ss 4.1	27260701
eCl@ss 5.0	27260701
eCl@ss 5.1	27059290
eCl@ss 6.0	27279220
eCl@ss 7.0	27440103
eCl@ss 8.0	27449001
eCl@ss 9.0	27144705

ETIM

ETIM 3.0	EC002061
ETIM 4.0	EC002061
ETIM 5.0	EC002839
ETIM 6.0	EC002839

UNSPSC

UNSPSC 6.01	30211923
UNSPSC 7.0901	39121522
UNSPSC 11	39121522
UNSPSC 12.01	39121522
UNSPSC 13.2	39121522

Accessories

Park position

AC charging cable - EV- T2G3C-3AC20A-5,0M2,5ESBK01 - 1627365

Accessories

EV-T2AC-PARK - 1624148



AC charging controller

EV-CC-AC1-M3-CC-SER-HS - 1622459



EV-CC-AC1-M3-CC-SER-PCB - 1622460



EV-CC-AC1-M3-CC-SER-PCB-XC-25X - 1627742



EV-CC-AC1-M3-CC-SER-PCB-MSTB - 1627367



AC charging cable - EV- T2G3C-3AC20A-5,0M2,5ESBK01 - 1627365

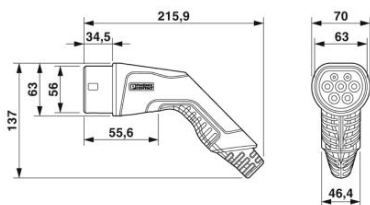
Accessories

EM-CP-PP-ETH - 2902802



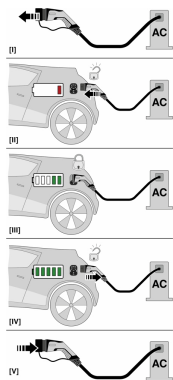
Drawings

Dimensional drawing



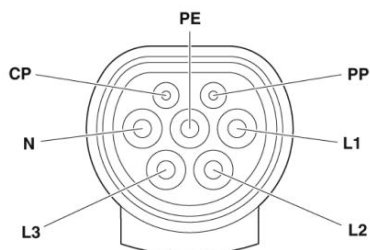
Dimensional drawing of Vehicle Connector

Schematic diagram



Operating instructions

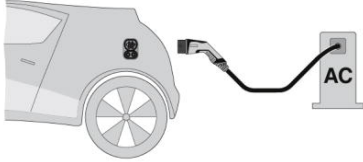
Schematic diagram



Pin assignment of the Vehicle Connector

AC charging cable - EV- T2G3C-3AC20A-5,0M2,5ESBK01 - 1627365

Schematic diagram



Terminology definition

Phoenix Contact 2016 © - all rights reserved
<http://www.phoenixcontact.com>