

AC charging cable - EV- TAG3PK-1AC32A-4,0M6,0ESBK01 - 1623909

Please be informed that the data shown in this PDF Document is generated from our Online Catalog. Please find the complete data in the user's documentation. Our General Terms of Use for Downloads are valid (<http://download.phoenixcontact.com>)



Mobile AC charging cable with Vehicle Connector and Infrastructure Plug, with locking option for U-lock, with protective caps, Type 1, Type 2, IEC 62196-2, SAE J1772, 32 A / 250 V (AC), Design line C-Line, Cable: 4 m, black, straight, Mating face: black, Handle area: gray

Article description

Mobile AC charging cable with Vehicle Connector and Infrastructure Plug for charging electric vehicles (EV) with alternating current (AC), via type 1 Vehicle Inlets, compatible with type 2 Infrastructure Socket Outlets at charging stations for E-Mobility (EVSE)

Your advantages

- Uniform design of all Phoenix Contact Vehicle Connectors and Infrastructure Plugs
- Silver-plated surface of the power and signal contacts
- Production in accordance with ISO TS 16949
- Material data available in the IMDS (International Material Data System of the automotive industry)
- Ergonomic round handle
- Tested in accordance with selected tests of automotive standards LV124, LV214, LV215-2
- Reliable function of the locking lever with additional seal
- Optional locking option with a U-lock
- Consistent watertightness prevents water ingress in the cable

Key commercial data

package_quantity	1
GTIN	4055626230894

Technical data

Product definition

Product type	Mobile AC charging cable with Vehicle Connector and Infrastructure Plug, with locking option for U-lock, with protective caps
Type	C-Line black / gray
Standards/regulations	IEC 62196-2
Standards/regulations	SAE J1772
Charging standard	Type 1
Charging standard	Type 2
Charging mode	Mode 3, Case B
Type of charging current	AC single-phase

Dimensions

AC charging cable - EV- TAG3PK-1AC32A-4,0M6,0ESBK01 - 1623909

Technical data

Dimensions

Vehicle connector width	58.00 mm
Vehicle connector height	151.10 mm
Vehicle connector depth	236.10 mm
Infrastructure plug width	58.00 mm
Infrastructure plug height	131.80 mm
Infrastructure plug depth	233.40 mm
Conductor length	4 m

Ambient conditions

Ambient temperature (operation)	-30 °C ... 50 °C
Ambient temperature (storage/transport)	-40 °C ... 80 °C
Max. altitude	5000 m (above sea level)
Degree of protection	IP44 (plugged in)
Degree of protection	IP54 (Protective cap)

Electrical properties

Maximum charging power	8 kW
Number of phases	1
Number of power contacts	3 (L1, N, PE)
Rated current of power contacts	32 A
Rated voltage for power contacts	250 V AC
Number of signal contacts	2 (CP, CS)
Rated current for signal contacts	2 A
Rated voltage for signal contacts	30 V AC
Type of signal transmission	Pulse width modulation
Resistor coding	480 Ω (Lever actuated)
Resistor coding	150 Ω (Lever not actuated)

Mechanical properties

Insertion/withdrawal cycles	> 10000
Insertion force	< 75 N
Withdrawal force	< 75 N

Design

Design line	C-Line
Housing color	black
Pin connector pattern color	black
Color handle area	gray
Actuating element color	silver
Color protective cap	black
Customer variations	On request

Material

AC charging cable - EV- TAG3PK-1AC32A-4,0M6,0ESBK01 - 1623909

Technical data

Material

Housing material	Plastic
Material connection profile	Plastic
Material handle area	Soft plastic
Actuating lever material	Metal
Material protective cap	Soft plastic
Material surface of contacts	Ag

Cable

Cable structure	3 x 6.0 mm ² + 1 x 0.5 mm ² (prEN 50620, VDE Reg. 8789 class 5)
External cable diameter	12.8 mm ±0.4 mm
Type of conductor	straight
Outer sheath, material	TPE-U
External sheath, color	black
Minimum bending radius	192 mm (15 x diameter)

Locking

Locking type	Locking option for actuating lever with 4 mm U-lock
---------------------	---

Environmental Product Compliance

China RoHS	Environmentally Friendly Use Period = 10;
China RoHS	For details about hazardous substances go to tab "Downloads", Category "Manufacturer's declaration"

Classifications

eCl@ss

eCl@ss 4.0	272607xx
eCl@ss 4.1	27260701
eCl@ss 5.0	27260701
eCl@ss 5.1	27059290
eCl@ss 6.0	27279220
eCl@ss 7.0	27440103
eCl@ss 8.0	27449001
eCl@ss 9.0	27144705

ETIM

ETIM 3.0	EC002061
ETIM 4.0	EC002061
ETIM 5.0	EC002839
ETIM 6.0	EC002839

UNSPSC

UNSPSC 6.01	30211923
--------------------	----------

AC charging cable - EV- TAG3PK-1AC32A-4,0M6,0ESBK01 - 1623909

Classifications

UNSPSC

UNSPSC 7.0901	39121522
UNSPSC 11	39121522
UNSPSC 12.01	39121522
UNSPSC 13.2	39121522

Approvals

VDE approval of drawings /

Approval details

VDE approval of drawings	
Nominal voltage UN	250 V
Nominal current IN	32 A
mm ² /AWG/kcmil	

Accessories

Park position

EV-T1AC-PARK - 1624139



Infrastructure socket outlet

EV-T2M3SE12-3AC32A-0,7M6,0E10 - 1405214



AC charging cable - EV- TAG3PK-1AC32A-4,0M6,0ESBK01 - 1623909

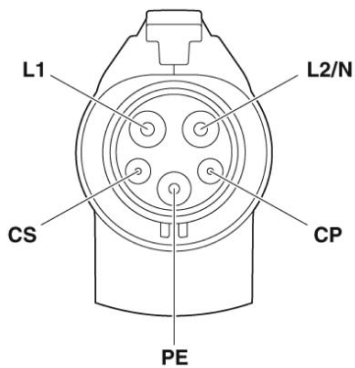
Accessories

EV-T2M3SE24-3AC32A-0,7M6,0E10 - 1405216



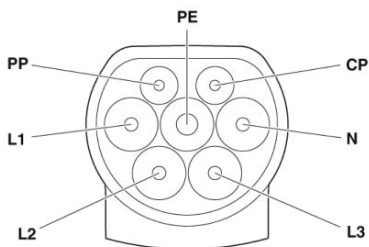
Drawings

Connection diagram



Pin assignment of the Vehicle Connector

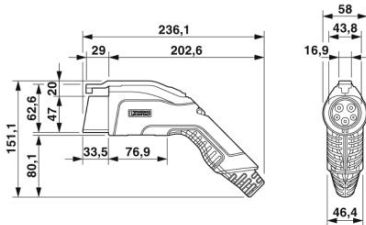
Connection diagram



Pin assignment of Infrastructure Plug

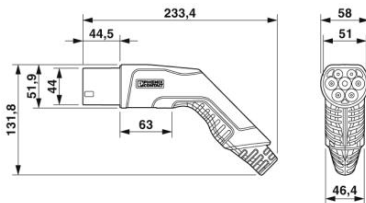
AC charging cable - EV- TAG3PK-1AC32A-4,0M6,0ESBK01 - 1623909

Dimensional drawing



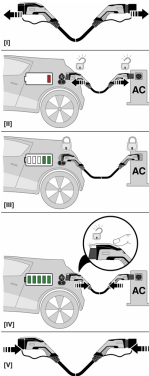
Dimensional drawing of Vehicle Connector

Dimensional drawing



Dimensional drawing of the Infrastructure Plug

Schematic diagram



Operating instructions

Schematic diagram



Terminology definition

Phoenix Contact 2016 © - all rights reserved
<http://www.phoenixcontact.com>