

Rittal – The System.

Faster – better – everywhere.

▶ LED system light – Sensationally bright



ENCLOSURES

POWER DISTRIBUTION

CLIMATE CONTROL

IT INFRASTRUCTURE

SOFTWARE & SERVICES



Rittal – The System.

Faster – better – everywhere.



ENCLOSURES

POWER DISTRIBUTION

CLIMATE CONTROL

LED system light

Perfect enclosure illumination

The most innovative lighting technology, tailored to Rittal enclosures.

Do not settle for less! The new LED system light sets brand new standards in all areas.



IT INFRASTRUCTURE

SOFTWARE & SERVICES



Rittal – The System.

Faster – better – everywhere.



LED system light


Focus on what's important

- Innovative LED technology for even more light into the very last corner
- Intelligent lighting, tailored to the geometry of the enclosure, thanks to a special optical cover with Fresnel structure
- Optical cover with two different Fresnel structures
- The cover is easily rotated – to adapt the light distribution to the current installation situation
- Enormous luminous intensity up to 1200 lumens, directed selectively into the enclosure



Conventional light

Rittal LED system light



Rittal – The System.


Faster – better – everywhere.



LED system light

Time savings under control

- Fast, tool-free assembly thanks to a latching hook system on a 25 mm pitch pattern of holes; simply latch and secure
- Optional screw-fastening also available, or opt for complete flexibility with a magnetic attachment freely positionable inside the enclosure
- May be fitted horizontally and vertically with no loss of space in the enclosure; existing rails and sections can simply be covered.
- Lights with motion detectors are equipped with a rotating LED board as standard, allowing the direction of light to be perfectly adapted to any installation situation



Rittal – The System.

Faster – better – everywhere.



POWER IN


MOTION SENSOR

1 0 AUTO

FASTENING ELEMENT

Uncompromising switching

- Rotating connectors support installation in the most confined spaces
- Simple through-wiring based on the plug & play system
- Variants with integral motion detectors eliminate the need for installing separate door-operated switches
- If additionally equipped with a socket, electricity will be available whenever it is needed for maintenance work
- Suitable for immediate, global use with wide-range voltage 100 – 240 V (AC) and 24 V (DC)



LED system light



Baying systems TS 8 Cat. 34, page 77 **System enclosures SE 8** Cat. 34, page 179 **Compact enclosures AE** Cat. 34, page 42

Benefits:

- Optimum illumination of the entire enclosure
- Optionally with clip, screw and magnetic attachment
- A configuration to suit every application

Material:

- Plastic
- Aluminium

Colour:

- Enclosure: RAL 7016

Light colour:

- 4000 K (neutral white)

Supply includes:

- Assembly screws

Note:

- Connection accessories should be ordered separately
- Information on country-specific versions can be found on the Internet

Model No. 2500.110 and Model No. 2500.100 available from 1st quarter 2017

Model No.	2500.310	2500.300	2500.210	2500.200	2500.220	2500.110	2500.100
Output (lumen)	1200	1200	900	900	900	600	400
Length (inches/mm)	17/437	17/437	17/437	17/437	17/437	13/337	10/262
Motion sensor	■	■	–	–	–	–	–
Rated operating voltage	100 – 240 V AC	■	■	■	■	■	■
	24 V DC	–	–	–	–	■	–
Equipment	Socket	■	–	■	–	–	–
	90° rotating connector	■	■	■	■	–	–
	Adjustable light direction	■	■	–	–	–	–
	Adjustable light distribution	■	■	■	■	■	–
Protection class II	II (all-insulated)				III (SELV)	II (all-insulated)	
Approvals	UL	–	■	–	■	–	–
	cUL	–	■	–	■	–	–
	CCC	–	■	–	■	■	■
	ENEC	■	■	■	■	■	■
Installation type	Screw-fastening	■	■	■	■	■	■
	Clip attachment	■	■	■	■	■	■
	Magnetic attachment to surfaces (accessory)	–	■	–	■	■	■
Connection options	Infeed	3-pole	3-pole	3-pole	3-pole	2-pole	2-pole
	Through-wiring	3-pole	3-pole	3-pole	3-pole	2-pole	2-pole
	Door-operated switch (accessories)	–	–	■	■	■	■
Mounting options	Enclosures with a 25 mm pitch pattern	Screw fastening/clip	Directly on the profile	Directly on the profile	Directly on the profile	Directly on the profile	Directly on the profile
	AE	Screw-fastening	With universal bracket				

Accessories

Universal bracket	2373.000	2373.000	2373.000	2373.000	2373.000	2373.000	2373.000
Mounting kit magnet	–	2500.480	–	2500.480	2500.480	2500.480	2500.480
Door-operated switch	–	–	2500.460	2500.460	2500.460	2500.460	2500.460
Door-operated switch, UL	–	–	–	2500.470	2500.470	–	–

Connection accessories

Infeed, 2-pole	–	–	–	–	2500.410	2500.420	2500.420
Infeed, 3-pole	2500.400	2500.400	2500.400	2500.400	–	–	–
Infeed, 3-pole, ENEC, UL	–	2500.500	–	2500.500	–	–	–
Through-wiring, 2-pole	–	–	–	–	2500.440	2500.450	2500.450
Through-wiring, 3-pole	2500.430	2500.430	2500.430	2500.430	–	–	–
Through-wiring, 3-pole, ENEC, UL	–	2500.530	–	2500.530	–	–	–

Connection accessories

for LED system light

The following components can be used for time-saving and simple installation of the lights:



Accessories:

- Cable ties for quick assembly, see Catalogue 34, page 576

Connection cable for	ENEC	UL	Length inches (mm)	Packs of	Model No.	
					Orange	Black
[1] Infeed, 3-pole, 100 – 240 V AC	■	■	118 (3000)	1 pc(s).	2500.500	–
Infeed, 3-pole, 100 – 240 V AC	■	–	118 (3000)	5 pc(s).	2500.400	–
[2] Infeed, 2-pole, 100 – 240 V AC	■	–	118 (3000)	5 pc(s).	2500.420	–
[3] Infeed, 2-pole, 24 V DC	■	–	118 (3000)	5 pc(s).	–	2500.410
[4] Through-wiring, 3-pole, 100 – 240 V AC	■	■	39 (1000)	1 pc(s).	2500.530	–
Through-wiring, 3-pole, 100 – 240 V AC	■	–	39 (1000)	5 pc(s).	2500.430	–
[5] Through-wiring, 2-pole, 100 – 240 V AC	■	–	39 (1000)	5 pc(s).	2500.450	–
[6] Through-wiring, 2-pole, 24 V DC	■	–	39 (1000)	5 pc(s).	–	2500.440



Door-operated switch

for LED system light

Supply includes:

- Assembly parts

Connection cable	ENEC	UL	Length inches (mm)	to fit	Packs of	Model No.
						black
Connection cable	■	–	24 (600)	230 V AC/24 V DC,	1 pc(s).	2500.460
	–	■	24 (600)	1 A	1 pc(s).	2500.470



Mounting kit magnet

for LED system light

For sticking onto the rear of lights without a socket.

Packs of	Model No.
4 pc(s).	2500.480

Available from 1st quarter 2017



Rittal – The System.

Faster – better – everywhere.

- Enclosures
- Power Distribution
- Climate Control
- IT Infrastructure
- Software & Services

Rittal Corporation
Woodfield Corporate Center
425 North Martingale Road, Suite 400 · Schaumburg, Illinois 60173 · USA
Phone: 937-399-0500 · Toll-free: 800-477-4000
Email: rittal@rittal.us · Website: www.rittal.us

Rittal Systems Ltd.
6485 Ordan Drive · Mississauga, Ontario L5T 1X2 · Canada
Phone: 905-795-0777 · Toll-free: 800-399-0748
Email: marketing@rittal.ca · Website: www.rittal.ca

Rittal Mexico
Dr. Roberto Gayol 1219-1B · Col. Del Valle Sur, 03100 · Mexico, D.F.
Phone: (+52) (55) 5559-5369 · Toll-free: 01 800 8 Rittal (748.825)
Email: info@rittal.com.mx · Website: www.rittal.com.mx

US340 · 11/16

ENCLOSURES

POWER DISTRIBUTION

CLIMATE CONTROL

IT INFRASTRUCTURE

SOFTWARE & SERVICES

