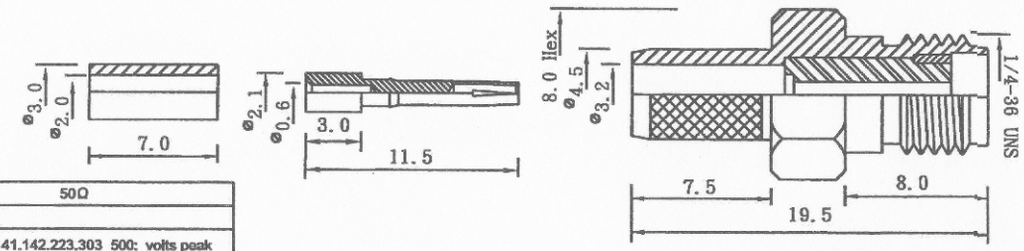

Impedance	50Ω
Ferquency range	0~18 GHz
Voltage rating	RG-55.58.141.142.223.303 500: volts peak RG-122.174.188.316.375: 375 volts peak
VSWR (straight connectors)	RG-55 group: 1.15+0.011(GHz) RG-178 group: 1.20+0.251(GHz)
othr (MIL-C-39012 cable connectors)	Contact resistance Center contact: 2.0 milliohm Body contact: 2.0 milliohm Insertion loss:0.03√f(GHz) dB max Insulation resistance:5000 megohms(min)
Coupling Torque	15.0 lb-in (1.70 N.m)

NOTE: FINISH (PLATING THICKNESS IN MICRO-INCHES)
1. BODY: BRASS PER JIS-C3604
2. CONTACT: PH/BRONZE PER ASTM B196 UNS C17300
3. INSULATION: TEFLON PER ASTM D1457 AND ASTM D1710
4. CONNECTOR INTERFACE PER MIL-STD-348A
5. PART TO BE CLEAN AND FREE BURRS
6. NICKEL PL 70 u" THICK OVER COPPER STRIKE
7. GOLD PL 1~3 u" OVER NICKEL PL 70 u" THICK OVER COPPER STRIKE

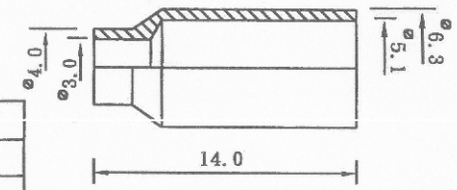

Recommended
Cable Stripping

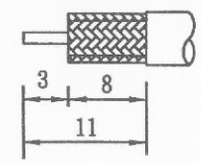

1:CRIMPED CONTACT
HEX CRIMP SIZE: 1.72mm(.068")
2:CRIMPED FERRULE
HEX CRIMP SIZE: 5.41mm(.213")
HEX CRIMP SIZE: 3.25mm(.128")
OR 3.47mm(.137")

No	Description	Material	Finish
5	Support	Delrin	White
4	Ferrule	Brass	Gold
3	Insulator	Teflon	White
2	Contact	Brass	Gold
1	Body	Brass	Gold