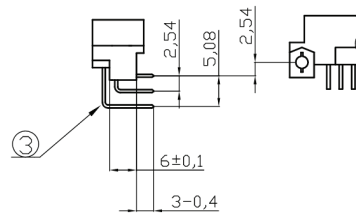
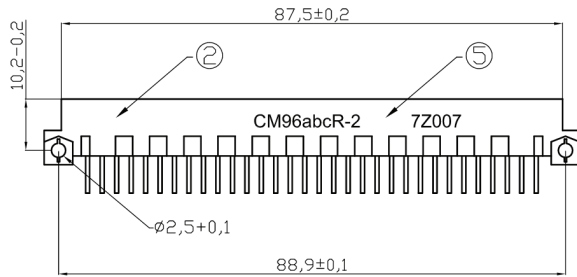
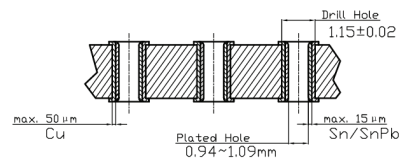


Recommended PCB Hole Layout
Component Side
Scale 1:1



NOTES:

- ① Connector Meets Requirement OF DIN 41612
- ② Material:
 - 1.Housing : Glass-Filled PBT. Color: Grey, UL 94V-0
 - 2.Contact : Copper Alloy
- ③ Contact Tail Dimension
 - Thickness :0.48±0.03mm
 - Width :0.48±0.03mm
 - Tail Length :3- 0.4mm
- ④ Contact Finish(Option in Part Number "-x")
 - 1: 25µ" (0.63µm)Pd/Ni and 2µ" Gold Plating on Mating Area , 100µ"(2.54µm)Tin Plating on Tail Area, Flash Gold Plating on Non-mating Area, 50µ"(1.27µm)Nickel Underplate All Over
 - 2:12µ" (0.30µm)Pd/Ni and 2µ" Gold Plating on Mating Area , 100µ"(2.54µm)Tin Plating on Tail Area, Flash Gold Plating on Non-mating Area, 50µ"(1.27µm)Nickel Underplate All Over
 - Blank: Flash Gold Plating on Non-mating Area, 100µ"(2.54µm)Tin Plating on Tail Area, 50µ"(1.27µm)Nickel Underplate All Over
- ⑤ Connector Printed with Part Number,and Batch Number
- ⑥ Mating Side Length
 - Standard :.505-0.25mm
 - Extended :.560+0.2/-0.05mm
 - Short :.425+0.1/-0.05mm



Recommended Hole Specifications
Section A-A
Scale 6:1