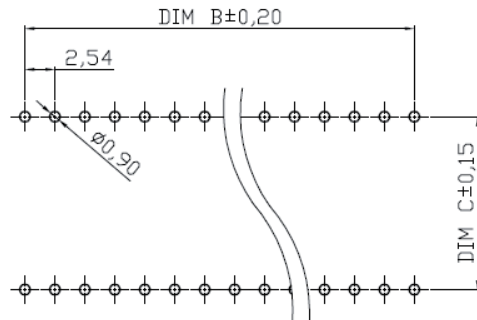
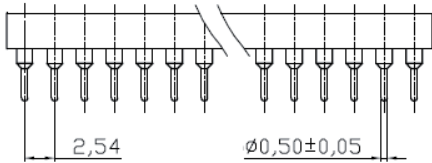
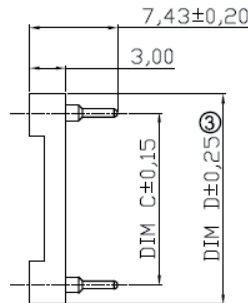
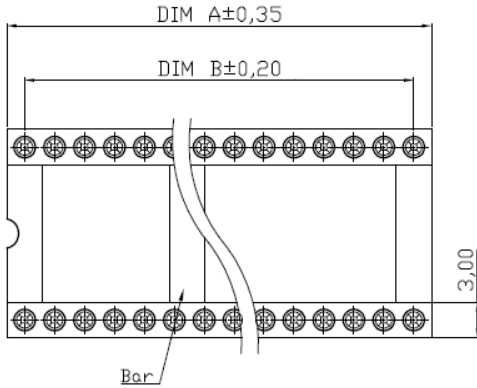


Datasheet

Item no. 1586561

V1_0617_02_EN



PCB LAYOUT

NOTES:

MATERIAL

- 1.Pin(outer sleeve): Brass, machined CuZn38Pb2
- 2.Clip(contact 4 finger): Beryllium copper, heat treated
- 3.Plating(outer sleeve): HZL: 2um/80u"nickel, 5um/200u"TiN
HGL: 2um/80u"nickel, Gold flash
- 4.Plating(contact): 2um/80u"nickel, Gold flash or 10u", 30u" Gold
- 5.Insulator Material: Glass filled PBT, UL94V-0 Black

ELECTRICAL

- 1.Current Rating: 3Amps/contact max.
- 2.Contact Resistance: 4mΩ/contact max.
- 3.Insulation Resistance: ≥10000MΩ at 50VAC
- 4.Operating Voltage: 100 VRMS/150VDC

MECHANICAL

- 1.Average Insertion force with steel pin of ø0.43mm/0.017": <250g
- 2.Average Withdrawal force with steel pin of ø0.43mm/0.017": >50g min.
- 3.Mechanical life cycle: 200 min.
- 4.Operation Temperature: -40°C to +105°C
- 5.Soldering temperature: +220°C, 10s max.

Packing: Tube

Contact	Dim A	Dim B	Dim C	Dim D	
24	30.48	27.94	7.62	10.16	with bar

RoHS compliant

Unit:mm