

Rocker Switch #R13-66A-02







Contact resistance		
50mΩ Max		
Insulation resistance		
DC 500V 100MΩ Min		
Dielectric strength		
AC 1500V 1 minute		
Cut-out		
X		
Y		
0.75-1.25	19.2±0.1	13.0±0.1
1.25-2	19.4±0.1	13.0±0.1
2-3	19.8±0.1	13.0±0.1

FEATURES

- * MATERIAL: Frames are nylon (UL flame: 94V-2). Terminals are silver plated brass.
- * Illuminated actuators are molded in PC, available with red, amber, and green colors.
- * Snap-in mounting, easy to install switch into panel.
- * Waterproof cover is optional.
- * Dust resistant.



FUNCTION			RATING	TERMINAL
A ON OFF 2P SPST	C ON ON 3P SPDT	G ON (ON) 3P SPDT	10A 125V AC 6A 250V AC	0 2  .187" SQ
A 3 ON OFF 2P SPST	D ON OFF ON 3P SPDT	H ON OFF (ON) 3P SPDT	A 16A 125V AC 10A 250V AC	0 5  SO
B ON OFF 3P SPST (ILLUMINATED) 125VAC 33KΩ / 250VAC 150KΩ	E ON (OFF) 2P SPST	I (ON) OFF (ON) 3P SPDT		S 6A 125V AC 3A 250V AC
B 2 ON OFF 3P SPST (ILLUMINATED) 125VAC 33KΩ / 250VAC 150KΩ	F (ON) OFF 2P SPST	L ON OFF 4P SPST (LED) LED Rating @10MA V _f =1.85V		0 9  PC
				1 0  PC ANGLE

Unit: mm

This is a publication by Conrad Electronic SE, Klaus-Conrad-Str. 1, D-92240 Hirschau (www.conrad.com).

All rights including translation reserved. Reproduction by any method, e.g. photocopy, microfilming, or the capture in electronic data processing systems require the prior written approval by the editor. Reprinting, also in part, is prohibited. This publication represents the technical status at the time of printing.

© Copyright 2017 by Conrad Electronic SE.