

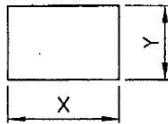
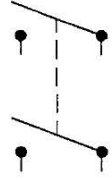
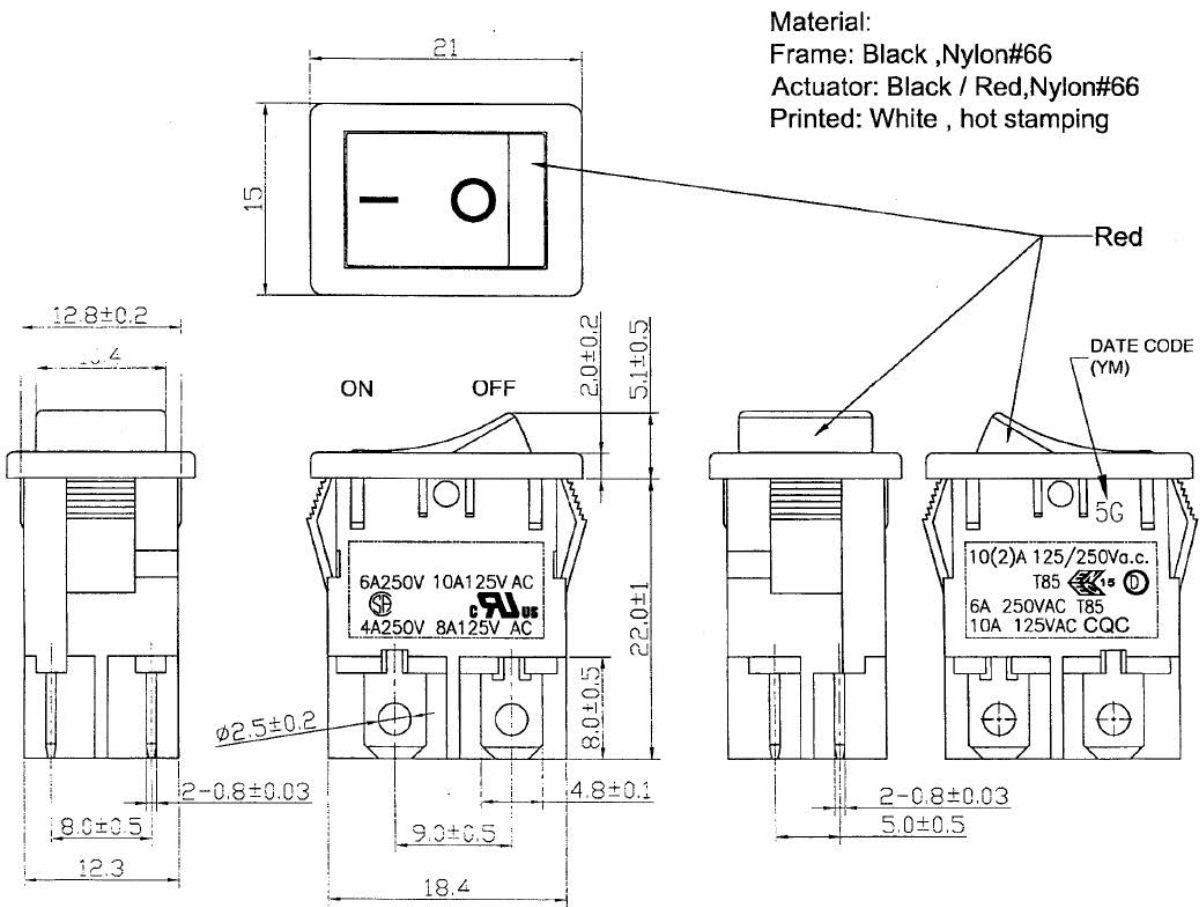


Rocker Switch

Rating	8A 125V, 4A 250V AC 	Mounting Hole	Circuit Diagram	
	10A 125V, 6A 250V AC 			
Contact Resistance	50m ohm Max.			
Insulation Resistance	DC 500V 100M ohm Min.			
Dielectric Strength	AC 1500V 1 minute			
Operating Temperature	-20°C~85°C			
Switch Function	4P DPST ON-OFF	Thickness	X	Y
		0.75...1.25	19.2-0.1	13.1+0.1
		1.25...2	19.4-0.1	13.1+0.1
		2...3	19.8-0.1	13.1+0.1



Tolerances ±0.3 Unless Otherwise Specified Unit: mm

This is a publication by Conrad Electronic SE, Klaus-Conrad-Str. 1, D-92240 Hirschau (www.conrad.com).
 All rights including translation reserved. Reproduction by any method, e.g. photocopy, microfilming, or the capture in electronic data processing systems require the prior written approval by the editor. Reprinting, also in part, is prohibited. This publication represents the technical status at the time of printing.
 © Copyright 2017 by Conrad Electronic SE.