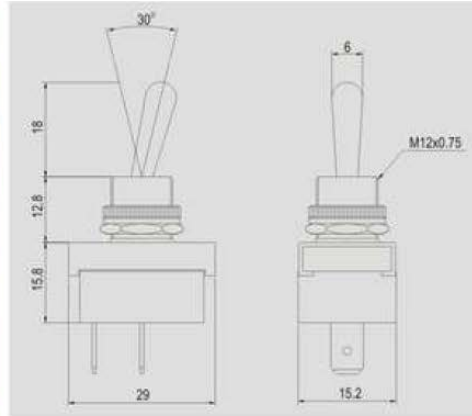
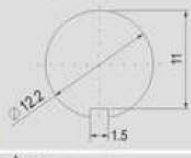



Toggle Switch






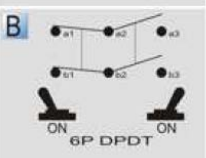

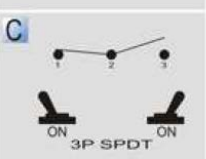



| Rating |
|---|
| 10A 125V AC 6A 250V AC |
| Contact resistance |
| 50mΩ Max |
| Insulation resistance |
| DC 500V 100MΩ Min |
| Dielectric strength |
| AC 1500V 1 minute |
| Cut-out |
|  |
|  |

FEATURES

- * MATERIAL: Metal lever and bushing are nickel plated metal. Frame are metal plated. Plastic levers are ABS (UL flame: 94V-2).
- * Indicator plate is optional.
- * Waterproof boot is optional for metal lever.



| FUNCTION | | LEVER | TERMINAL |
|--|--|---|--|
| A  2P SPST | E  6P DPDT | 1 Plastic Lever  | 0 1  .250" SQ 0 5  SO |
| B  6P DPDT | | 2 Metal Lever  | |
| C  3P SPDT | | | |
| D  3P SPDT | | | |

Unit: mm