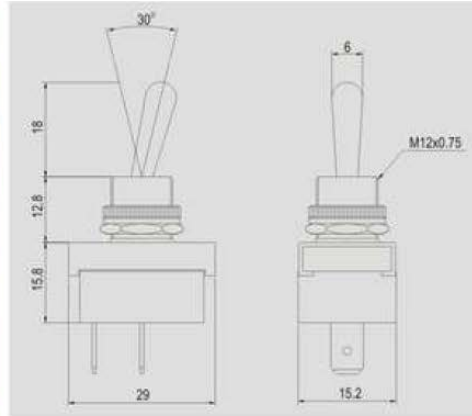
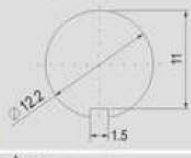


Toggle Switch






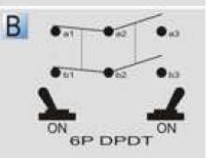

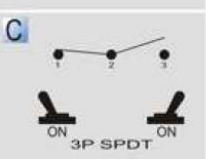



Rating
10A 125V AC 6A 250V AC
Contact resistance
50mΩ Max
Insulation resistance
DC 500V 100MΩ Min
Dielectric strength
AC 1500V 1 minute
Cut-out

6 mm max

FEATURES

- * MATERIAL: Metal lever and bushing are nickel plated metal. Frame are metal plated. Plastic levers are ABS (UL flame: 94V-2).
- * Indicator plate is optional.
- * Waterproof boot is optional for metal lever.



FUNCTION		LEVER	TERMINAL
A  2P SPST	E  6P DPDT	1 Plastic Lever 	0 1  .250" SQ 0 5  SO
B  6P DPDT		2 Metal Lever 	
C  3P SPDT			
D  3P SPDT			

Unit: mm