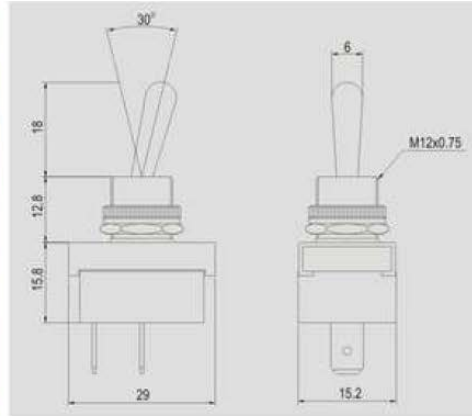
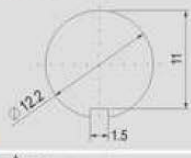



## Toggle Switch






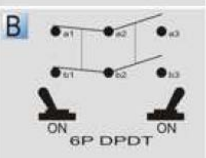

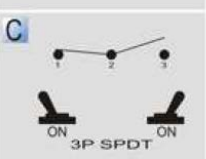



Rating
10A 125V AC 6A 250V AC
Contact resistance
50mΩ Max
Insulation resistance
DC 500V 100MΩ Min
Dielectric strength
AC 1500V 1 minute
Cut-out



### FEATURES

- \* MATERIAL: Metal lever and bushing are nickel plated metal. Frame are metal plated. Plastic levers are ABS (UL flame: 94V-2).
- \* Indicator plate is optional.
- \* Waterproof boot is optional for metal lever.



FUNCTION		LEVER	TERMINAL
<p><b>A</b></p>  <p>2P SPST</p>	<p><b>E</b></p>  <p>6P DPDT</p>	<p><b>1</b> Plastic Lever</p> 	<p>0 1  .250" SQ</p> <p>0 5  SO</p>
<p><b>B</b></p>  <p>6P DPDT</p>		<p><b>2</b> Metal Lever</p> 	
<p><b>C</b></p>  <p>3P SPDT</p>			
<p><b>D</b></p>  <p>3P SPDT</p>			

Unit: mm