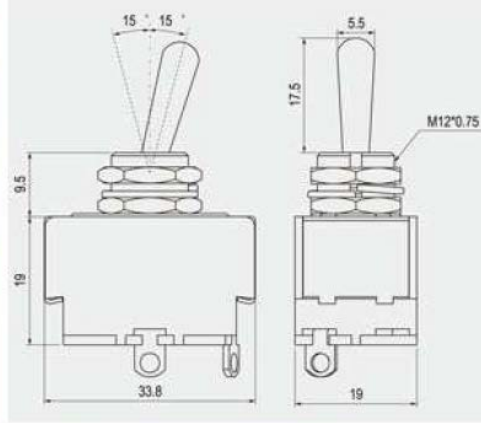
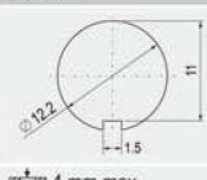


Toggle Switch, 6P DPDT ON-ON



Rating	15A 125V AC 10A 250V AC
Contact resistance	50mΩ Max
Insulation resistance	DC 500V 100MΩ Min
Dielectric strength	AC 1500V 1 minute
Cut-out	

FEATURES

- * MATERIAL: Metal lever and bushing are nickel plated metal. Frame is metal plated steel. Terminals are nickel plated brass. Base is phenolic.
- * Standard toggle lever.
- * Indicator plate, waterproof boot, safety cover and connector are optional.



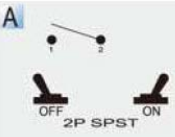
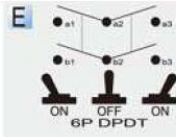
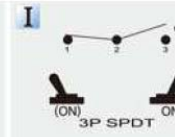
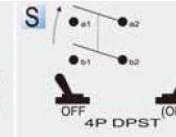

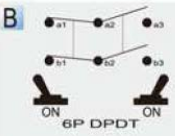
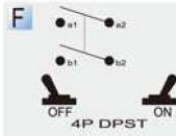
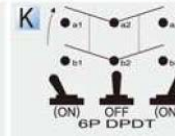
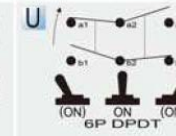


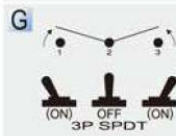
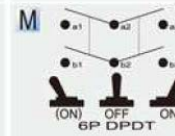
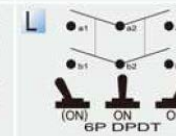

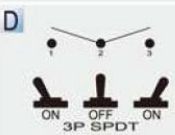
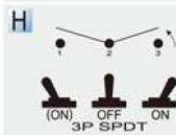
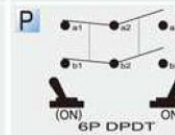

For safety cover, Pts refer to page 7.4 (R17-199)



For wire connector, Pts refer to page 7.1 (R4-93)



For waterproof boot, Pts refer to page 7.2 (R1-196)

FUNCTION				TERMINAL
A  2P SPST	E  6P DPDT	I  3P SPDT	S  4P DPST	0 1  .250" SQ
B  6P DPDT	F  4P DPST	K  6P DPDT	U  6P DPDT	0 5  SO
C  3P SPDT	G  3P SPDT	M  6P DPDT	L  6P DPDT	0 6  SC 3
D  3P SPDT	H  3P SPDT	P  6P DPDT		0 7  SC 4

* () =momentary

This is a publication by Conrad Electronic SE, Klaus-Conrad-Str. 1, D-92240 Hirschau (www.conrad.com).

All rights including translation reserved. Reproduction by any method, e.g. photocopy, microfilming, or the capture in electronic data processing systems require the prior written approval by the editor. Reprinting, also in part, is prohibited. This publication represents the technical status at the time of printing.