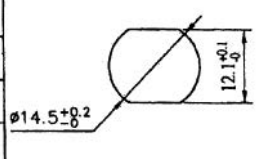

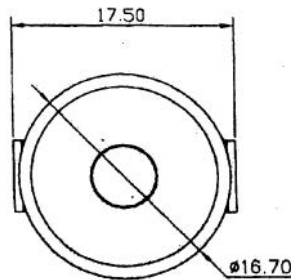
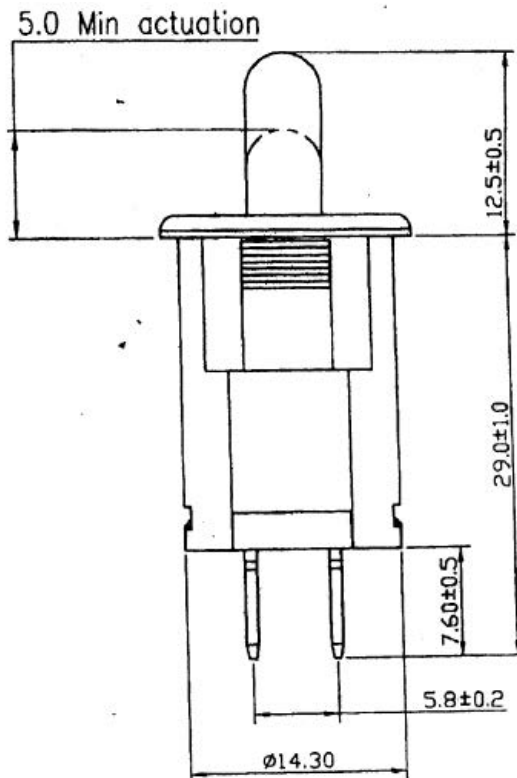
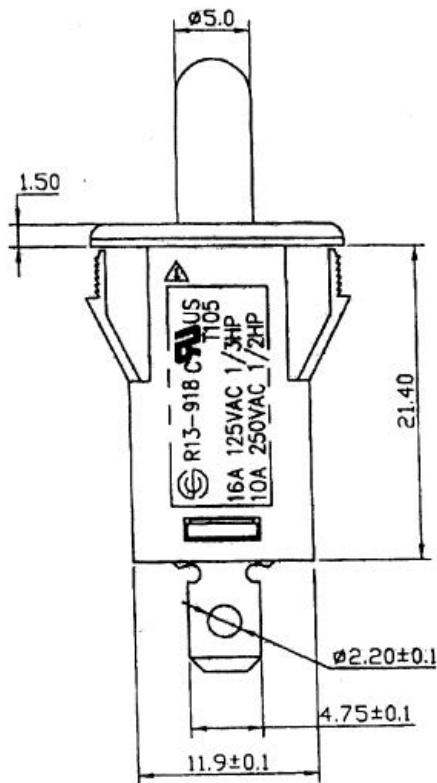


## Push Switch (On-Off)

|                       |  |  |   |
|-----------------------|--|--|---|
| Rating                | 16A 125VAC 1/3HP<br>10A 250VAC 1/2HP <b>CMAUS T105</b> | Mounting Hole  | Circuit Diagram   |
| Contact Resistance    | 50m ohm Max.   |  |  |
| Insulation Resistance | DC 500V 100M ohm Min                                   |  |   |
| Dielectric Strength   | AC 1500V 1 Minute                                      |  |   |
| Operation Temperature | -20°~85°   |  |   |
| Switch Function       | 2P SPST (ON)-OFF                                       |  |   |
|                       |  | Panel Thickness 0.8~3mm  |   |



Frame : Nylon66 94V-0 BK  
 Actuator : Nylon66 94V-0 BK  
 Terminal : Silver Plated Brass  
 Operation Force:100±25gf



Unit: mm