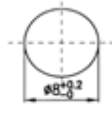
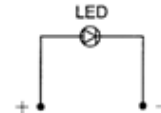
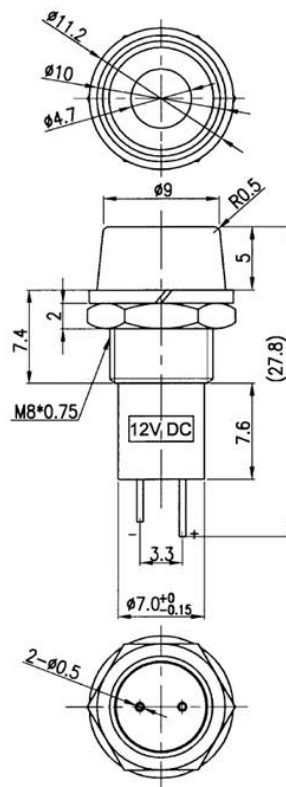


LED holder with LED light, 12V DC, blue

Rating	12V DC	Mounting Hole	Circuit Diagram		
Insulation Resistance	DC 500V 100M ohm Min				
Dielectric Strength	AC 1000V 1 minute				
Operation Temperature	(-)40°C-+70°C				
LED Color	LED Lens Color	Vf	If	View Angle	mcd
Red	Red diffuse	12V	8.5 mA	30°	30
Amber	Amber diffuse	12V	8.5 mA	30°	15
Green	Green diffuse	12V	8.5 mA	30°	20
Blue	Blue diffuse	12V	7.5 mA	20°	750



Unit: mm

Remark:

1. Chromeplate
2. Tolerances Unless Otherwise Specified ± 0.15

This is a publication by Conrad Electronic SE, Klaus-Conrad-Str. 1, D-92240 Hirschau (www.conrad.com).

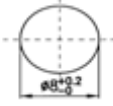
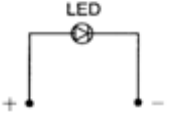
All rights including translation reserved. Reproduction by any method, e.g. photocopy, microfilming, or the capture in electronic data processing systems require the prior written approval by the editor. Reprinting, also in part, is prohibited. This publication represents the technical status at the time of printing.

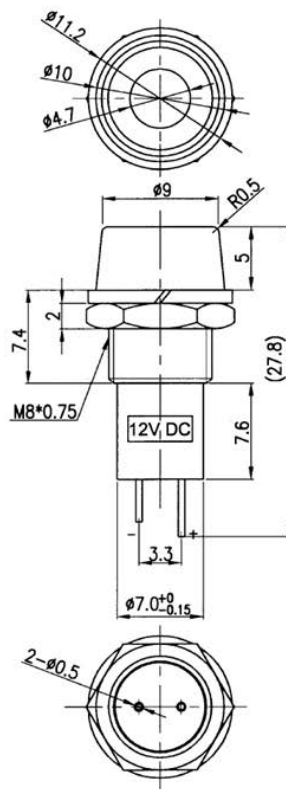
© Copyright 2017 by Conrad Electronic SE.

Datasheet

Item no. 1588011

V1_0717_01_en

Rating	24V DC	Mounting Hole	Circuit Diagram		
Insulation Resistance	DC 500V 100M ohm Min				
Dielectric Strength	AC 1000V 1 minute				
Operation Temperature	(-)40°C+70°C				
LED Color	LED Lens Color	Vf	If	View Angle	mcd
Red	Red diffuse	24V	4.2 mA	30°	20
Amber	Amber diffuse	24V	4.2 mA	30°	8
Green	Green diffuse	24V	4.2 mA	30°	8
Blue	Blue diffuse	24V	4 mA	20°	300



Unit: mm

Remark:

1. Chromeplate
2. Tolerances Unless Otherwise Specified ± 0.15

This is a publication by Conrad Electronic SE, Klaus-Conrad-Str. 1, D-92240 Hirschau (www.conrad.com). All rights including translation reserved. Reproduction by any method, e.g. photocopy, microfilming, or the capture in electronic data processing systems require the prior written approval by the editor. Reprinting, also in part, is prohibited. This publication represents the technical status at the time of printing.