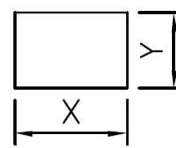
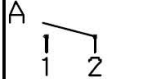
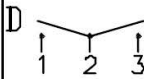
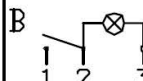
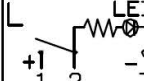
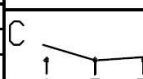
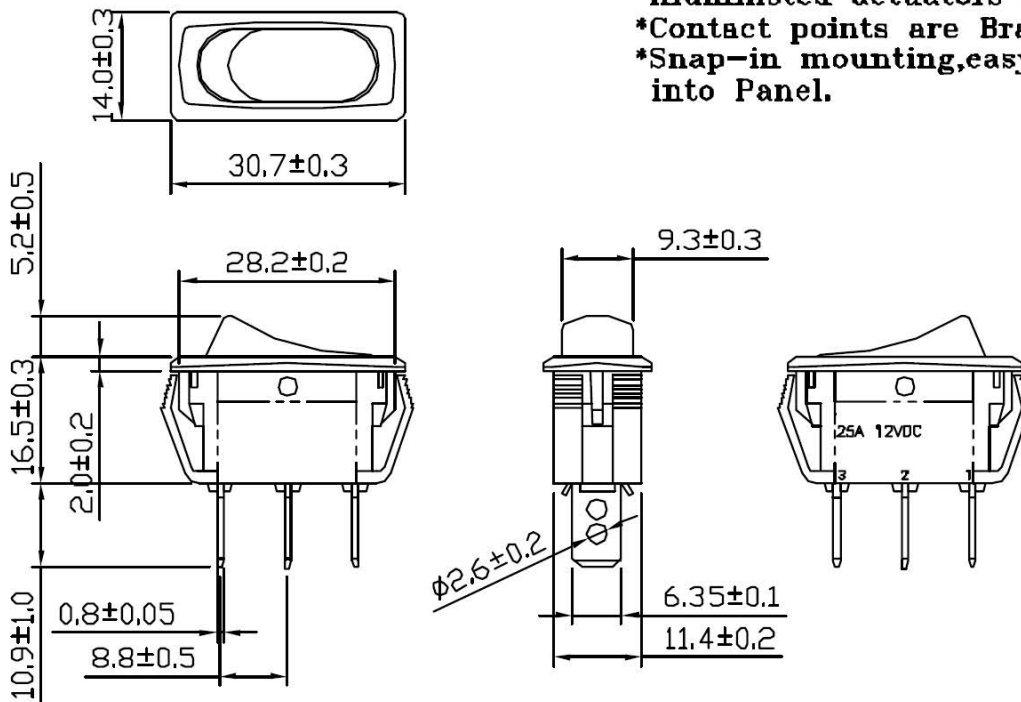


ROCKER SW ILLUMINATED ROCKER (Green), 25A, 12V DC

Rating	25A 12VDC	Mounting Hole	Circuit Diagram			
Contact R	50m ohm Max.		A 			
Insulation R	DC 500V 100M ohm Min.		D 			
Dielectric Strength	AC 1500V 1 minute		B 			
Operation Temperature	-20°C~85°C		L 			
Circuit	SEE TABLE		C 			
		Thickness	X	Y		
		0.75...2.0	28.5±0.1	11.6±0.1		
		2.0...3.0	28.7±0.1	11.6±0.1		
		3.0...4.0	29.0±0.1	11.6±0.1		

- ***MATERIAL:**Framers/Rocker are Nylon, Terminals are Brass.
- ***Illuminsted actuators** are molded in PC.
- ***Contact points** are Brass.
- ***Snap-in mounting**,easy to install Switch into Panel.



FUNCTIONS

A	2P SPST ON-OFF
B	3P SPST ON-OFF(Illuminated)
C	3P SPDT ON-ON
D	3P SPDT ON-OFF-ON
L	3P SPST ON-OFF (LED)

Unit: mm

This is a publication by Conrad Electronic SE, Klaus-Conrad-Str. 1, D-92240 Hirschau (www.conrad.com).

All rights including translation reserved. Reproduction by any method, e.g. photocopy, microfilming, or the capture in electronic data processing systems require the prior written approval by the editor. Reprinting, also in part, is prohibited. This publication represents the technical status at the time of printing.

© Copyright 2017 by Conrad Electronic SE.