

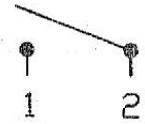
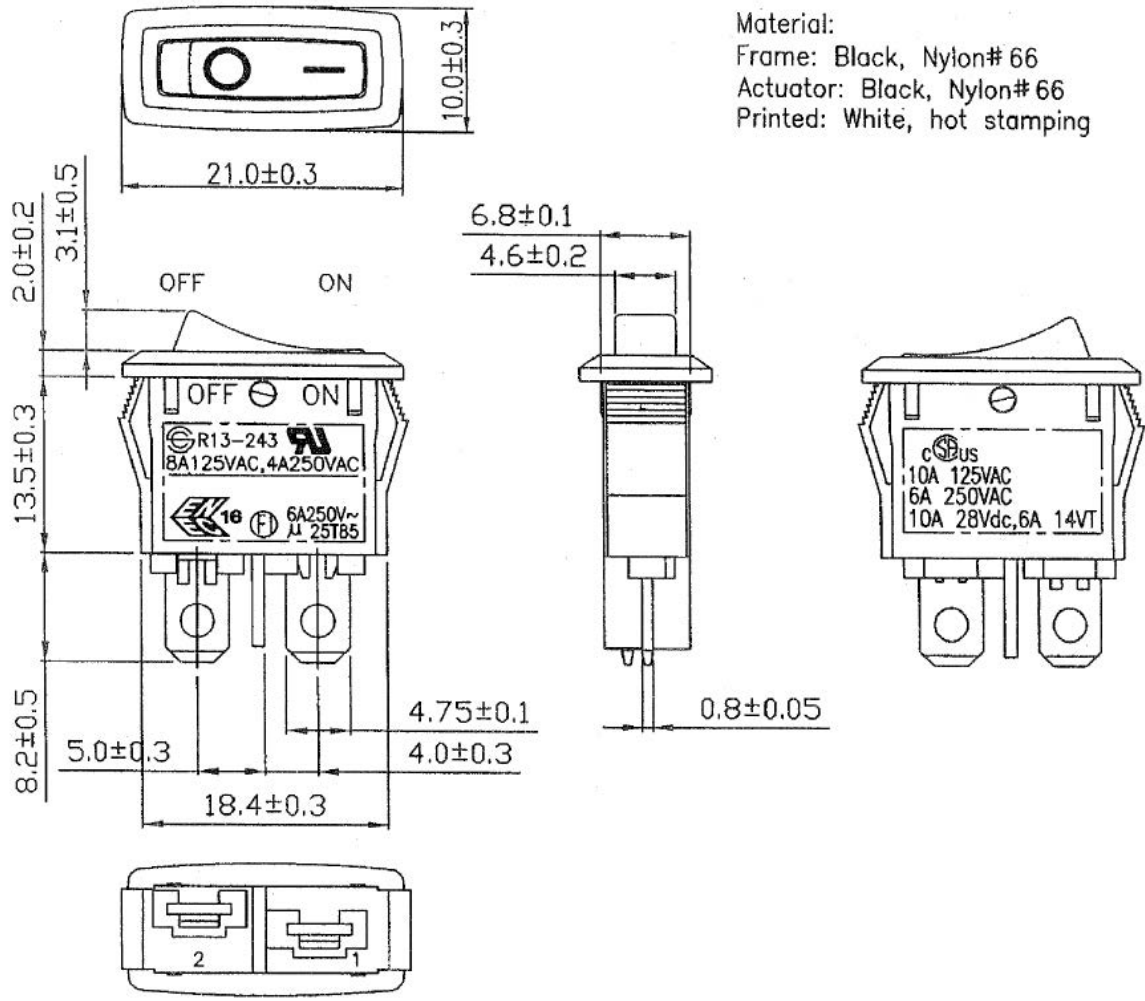


# Rocker Switch

Rating	8A 125VAC,4A 250VAC		Mounting Hole	Circuit Diagram
	10A 125VAC,6A 250VAC 10A 28Vdc,6A 14VT			
Contact Resistance	50m ohm Max.			
Insulation Resistance	DC 500V 100M ohm Min.			
Dielectric Strength	AC 1500V 1 minute		Thickness	
Operation Temperature	-25°C~85°C		0.75...1.25	X Y
Switch Function	2P SPST ON-OFF		1.25...2	19.2-0.1 7.0+0.1
			2...3	19.4-0.1 7.0+0.1 19.8-0.1 7.0+0.1



Unit: mm

This is a publication by Conrad Electronic SE, Klaus-Conrad-Str. 1, D-92240 Hirschau (www.conrad.com).  
 All rights including translation reserved. Reproduction by any method, e.g. photocopy, microfilming, or the capture in electronic data processing systems require the prior written approval by the editor. Reprinting, also in part, is prohibited. This publication represents the technical status at the time of printing.  
 © Copyright 2017 by Conrad Electronic SE.