



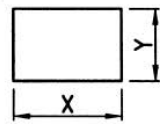
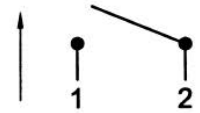
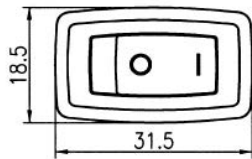
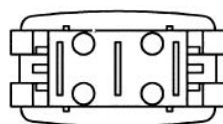
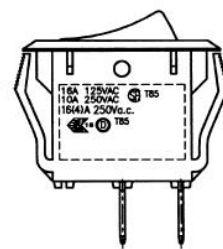
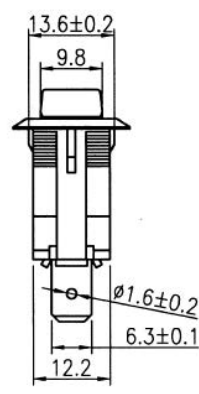
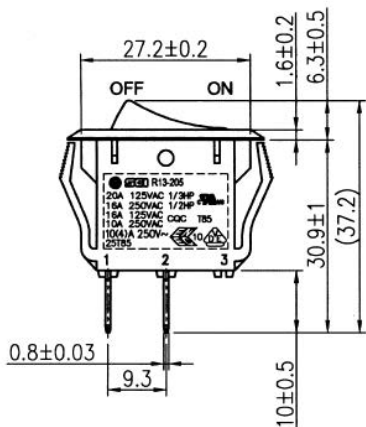


Rocker Switch

Rating	20A 125VAC 1/3HP, 16A 250VAC 1/2HP 	Mounting Hole	Circuit Diagram	
	16A 125VAC, 10A 250VAC  10(4)A 250V~  16(4)A 250V AC 			
Contact Resistance	50m ohm Max.			
Insulation Resistance	DC 500V 100M ohm Min.			
Dielectric Strength	AC 1500V 1 minute	Thickness	X	Y
Operation Temperature	-25°C~85°C	0.75~3	27.6-0.1	13.8+0.1
Switch Function	2P SPST OFF-(ON)	3~4	27.8-0.1	13.8+0.1
		4~5	28.0-0.1	13.8+0.1



Material:
 Frame: Black, Nylon 66
 Actuator: Black, Nylon 66
 Printed: White, Hot Stamping



Tolerances Unless Otherwise Specified ±0.3mm Unit: mm

This is a publication by Conrad Electronic SE, Klaus-Conrad-Str. 1, D-92240 Hirschau (www.conrad.com).
 All rights including translation reserved. Reproduction by any method, e.g. photocopy, microfilming, or the capture in electronic data processing systems require the prior written approval by the editor. Reprinting, also in part, is prohibited. This publication represents the technical status at the time of printing.