
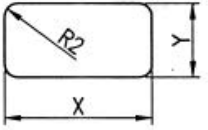



# Datasheet

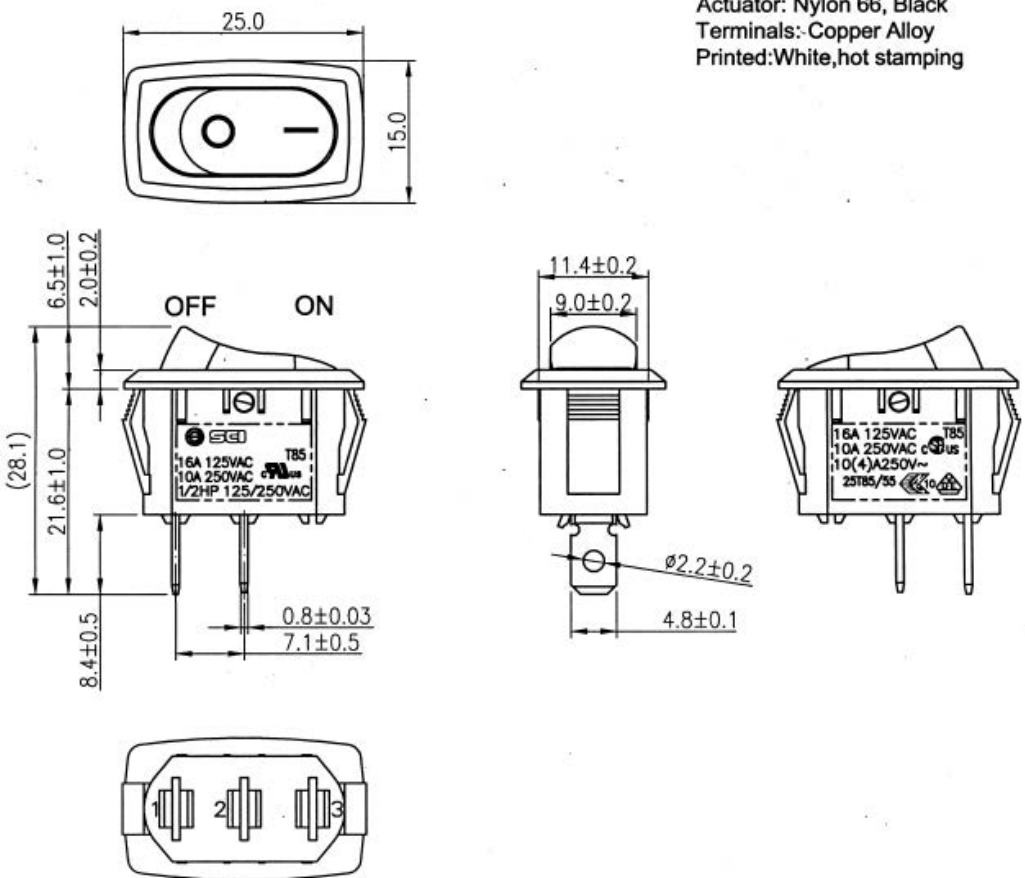
Item no. 1588083

V1\_0817\_01\_en

## Rocker Switch

Rating	16A 125VAC, 10A 250VAC 1/2HP 125/250VAC 10(4)A250V~		Mounting Hole	Circuit Diagram
Contact Resistance	50m ohm Max.		OFF	
Insulation Resistance	DC 500V 100M ohm Min.			ON
Dielectric Strength	AC 1500V 1 minute		Thickness	
Operation Temperature	-25° C~85° C	0.75~1.25	23.0+0.1	11.6+0.1
Switch Function	2P SPST ON-OFF	1.25~2	23.3+0.1	11.6+0.1
		2~3	23.6+0.1	11.6+0.1

**MATERIAL:**  
 Frame: Nylon 66, Black  
 Actuator: Nylon 66, Black  
 Terminals: Copper Alloy  
 Printed: White, hot stamping



Top view dimensions: 25.0 (width), 15.0 (height)

Side view dimensions: 6.5±1.0 (actuator height), 2.0±0.2 (actuator thickness), 21.6±1.0 (total height), 8.4±0.5 (terminal height), 0.8±0.03 (terminal width), 7.1±0.5 (terminal spacing)

Terminal view dimensions: 11.4±0.2 (terminal width), 9.0±0.2 (terminal height), 4.8±0.1 (terminal spacing), Ø2.2±0.2 (terminal diameter)

Terminal labels: 1, 2, 3

Tolerance Unless Otherwise Specified ±0.3

Unit mm

This is a publication by Conrad Electronic SE, Klaus-Conrad-Str. 1, D-92240 Hirschau (www.conrad.com).

All rights including translation reserved. Reproduction by any method, e.g. photocopy, microfilming, or the capture in electronic data processing systems require the prior written approval by the editor. Reprinting, also in part, is prohibited. This publication represents the technical status at the time of printing.

© Copyright 2017 by Conrad Electronic SE.