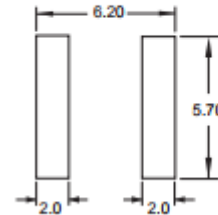
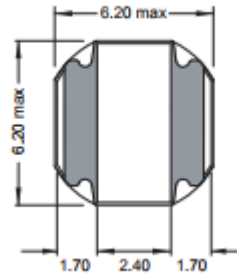
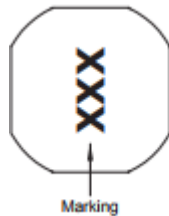


Datasheet

Item no. 1589334, 1589145, 1589335, 1589146, 1589336, 1589337, 1589338, 1589339, 1589024, 1589340, 1589341, 1589025, 1589342, 1589147, 1589148, 1589149, 1589343, 1589344, 1589345



recommended layout for solder pads

Part No	Inductance L (μH)	f _L (kHz)	Tol ± (%)	DCR max (mΩ)	Rated DC Current (mA)	
					Isat (A)	I _{rms} (A)
TC-242418FPS-1R0N-01203	1.0	100/1.0V	30	13.0	8.6	6.5
TC-242418FPS-1R3N-01203	1.3	100/1.0V	30	14.3	8.0	6.0
TC-242418FPS-1R8N-01203	1.8	100/1.0V	30	15.6	7.0	5.3
TC-242418FPS-3R0N-01203	3.0	100/1.0V	30	22.1	5.0	4.8
TC-242418FPS-3R3N-01203	3.3	100/1.0V	30	22.1	4.5	4.5
TC-242418FPS-4R5N-01203	4.5	100/1.0V	30	29.9	4.3	3.8
TC-242418FPS-4R7N-01203	4.7	100/1.0V	30	29.9	4.0	3.7
TC-242418FPS-5R6N-01203	5.6	100/1.0V	30	33.8	3.8	3.6
TC-242418FPS-6R3N-01203	6.3	100/1.0V	30	33.8	3.8	3.6
TC-242418FPS-6R8N-01203	6.8	100/1.0V	30	44.2	3.6	3.5
TC-242418FPS-8R2N-01203	8.2	100/1.0V	30	53.3	3.2	3.1
TC-242418FPS-100M-01203	10	100/1.0V	20	54.0	3.1	3.0
TC-242418FPS-150M-01203	15	100/1.0V	20	96.0	2.3	2.3
TC-242418FPS-220M-01203	22	100/1.0V	20	134.4	1.9	1.9
TC-242418FPS-330M-01203	33	100/1.0V	20	204	1.5	1.5
TC-242418FPS-560M-01203	56	100/1.0V	20	324	1.2	1.2
TC-242418FPS-680M-01203	68	100/1.0V	20	390	1.0	1.0
TC-242418FPS-101M-01203	100	100/1.0V	20	552	0.9	0.9
TC-242418FPS-221M-01203	220	100/1.0V	20	1104	0.55	0.50

