

Datasheet

SPECIFICATIONS TC-F03-xx-AG1-G

Material

Insulator : PBT, glass reinforced, rated UL 94V-0

Contact : Brass

Electrical

Current Rating : 2 Amp

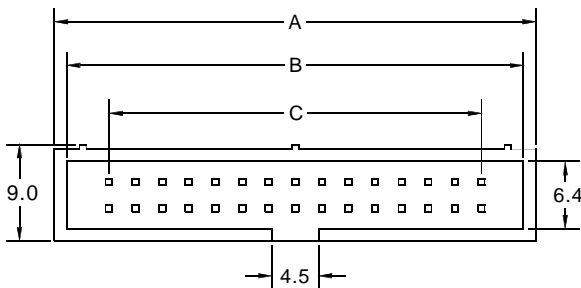

Contact Resistance : 30 mΩ max.

Insulation Resistance : 3000 MΩ min.

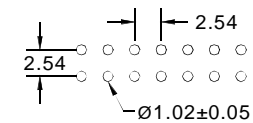
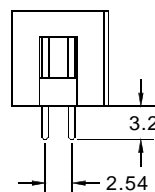
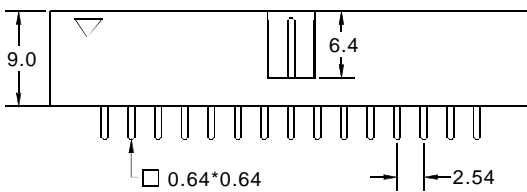
Dielectric Withstanding Voltage : 500V AC for 1minute

Operating Temperature : -40°C to +105°C

► Mating Suggestion: TC-D01 series.



POSITION	A	B	C
6	15.22	13.02	5.08
8	17.76	15.56	7.62
10	20.30	18.10	10.16
12	22.84	20.64	12.70
14	25.38	23.18	15.24
16	27.92	25.72	17.78
20	33.00	30.80	22.86
24	38.08	35.88	27.94
26	40.62	38.42	30.48
30	45.70	43.50	35.56
34	50.78	48.58	40.64
40	58.40	56.20	48.26
44	63.48	61.28	53.34
50	71.10	68.90	60.96
60	83.80	81.60	73.66
64	88.88	86.88	78.74



RECOMMENDED P.C.B LAYOUT

How to order: TC-F03 - 1 - 2 - 3 - 4 - G(RoHS)

Pitch 2,54mm x 2,54mm

1.NO. OF CONTACT	2.CONTACT MATERIAL	3.CONTACT PLATING	4.INSULATOR COLOR
06 08 10 12 14 16 20 24 26 30 34 40 44 50 60 64	A: BRASS	T: TIN PLATED S: SELECTIVE G: GOLD FLASH A: 5u" INCH GOLD B: 10u" INCH GOLD C: 15u" INCH GOLD D: 30u" INCH GOLD	1. BLACK 2. GREY