



HUIYUAN OPTO-ELECTRONIC CO.,LTD.

TECHNOLOGY DATA SHEET & SPECIFICATIONS

MODEL: 9555W2C-HSB-B

Features

- High Flux Output
- Low Profile
- Low Thermal Resistance
- Low Power Consumption
- Pb free



Descriptions

This revolutionary package design allows the light designer to reduce the number of LEDs required and provide a more uniform and unique illuminated appearance than with other LED solutions. This is possible through the efficient optical package design and high-current capabilities

The low profile package can be easily coupled with reflectors or lenses to efficiently distribute light and provide the desired light appearance

Usage Notes:

- The ultra bright LED is an electrostatic insensitive device, so static electricity and surge will damage the LED. It is required to wear a wrist-band when handling the LED. All device, equipment, machinery, desk and ground must be properly grounded
- When using LED, it must use a protective resistor in series with DC current about 20mA

Applications

- Automotive Exterior Lighting
- Electronic Signs and Signals
- Special Lighting application

Device Selection Guide

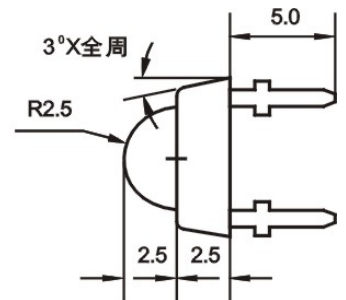
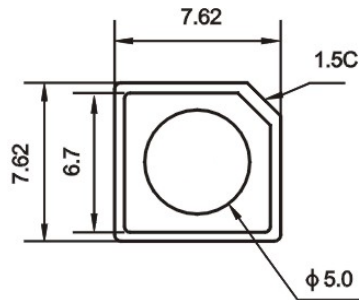


TECHNOLOGY DATA SHEET & SPECIFICATIONS

MODEL: 9555W2C-HSB-B

LED Part No.	Chip		Lens Color
	Material	Emitted Color	
9555W2C-HSB-B	InGaN	White	Water clear

Package Dimensions



UNIT:mm

Notes:

- *Other dimensions are in millimeters, tolerance is 0.25mm except being specified.
- *Protruded resin under flange is 1.5mm Max LED.
- *Bare copper alloy is exposed at tie-bar portion after cutting.



TECHNOLOGY DATA SHEET & SPECIFICATIONS

MODEL: 9555W2C-HSB-B

Electro-Optical Characteristics ($T_a=25^\circ$)

Parameter	Symbol	Mix	Typ.	Max.	Unit	Test Condition
Luminous Intensity	I_v	2000	---	3000	Mcd	IF=20mA
Viewing Angle	$2\theta_{1/2}$	---	100	---	Deg	(Note 1)
Color Temperature	CT	5500	---	6500	K	IF=20mA
Spectral Line Half-Width	$\Delta\lambda$	15	20	25	nm	IF=20mA
Forward Voltage	V_F	2.9	---	3.5	V	IF=20mA
Reverse Current	I_R	---	---	10	μ A	VR=5V

Note:

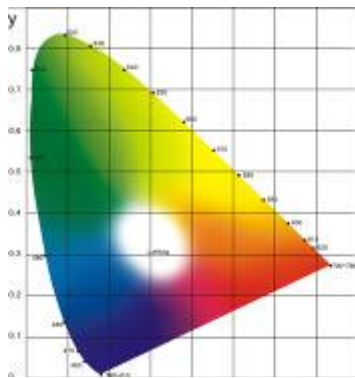
1. Luminous intensity is measured with a light sensor and filter combination that approximates the CIE eye-response curve.
2. $\theta_{1/2}$ is the off-axis angle at which the luminous intensity is half the axial luminous intensity.



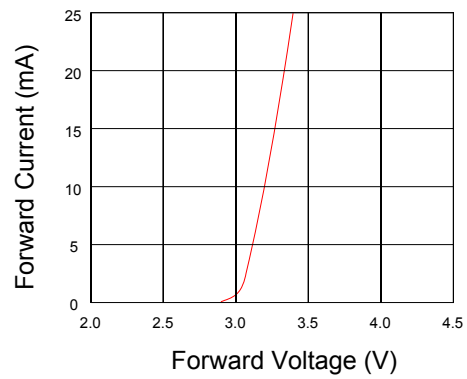
TECHNOLOGY DATA SHEET & SPECIFICATIONS

MODEL: 9555W2C-HSB-B

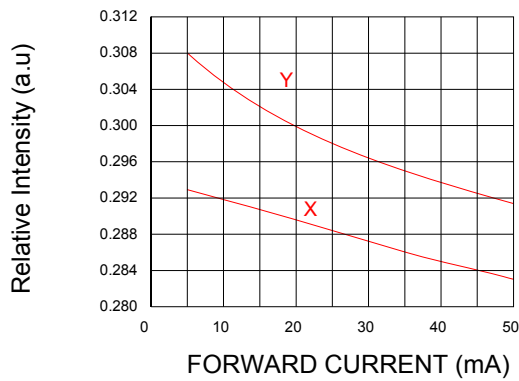
Typical Electro-Optical Characteristics Curves



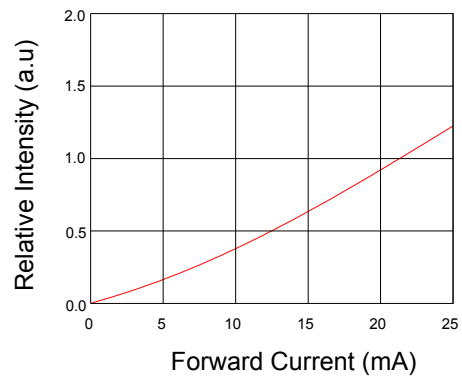
Forward Current VS.Forward Voltage



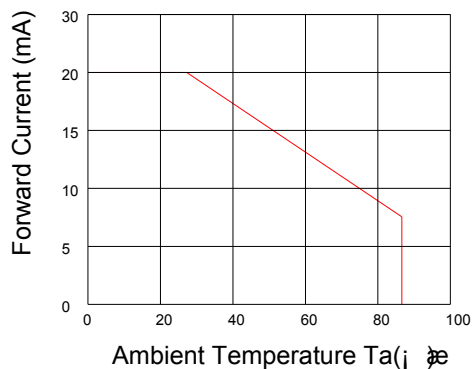
Chromaticity Coordinate vs. Forward Current



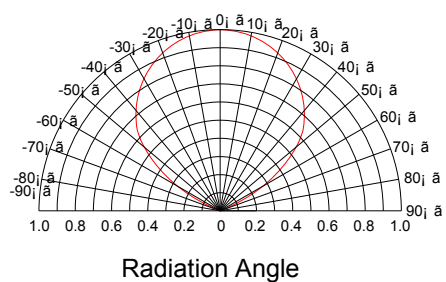
Forward Current VS.Relative Intensity



Forward Current VS.Ambient Temp.



Radiation Characteristics





HUIYUAN OPTO-ELECTRONIC CO.,LTD.

TECHNOLOGY DATA SHEET & SPECIFICATIONS

MODEL: 9555W2C-HSB-B

Notes

1. Above specification may be changed without notice. Hyled will reserve authority on material change for above specification.
2. When using this product, please observe the absolute maximum ratings and the instructions for using outlined in these specification sheets. Hyled assumes no responsibility for any damage resulting from use of the product which does not comply with the absolute maximum ratings and the instructions included in these specification sheets.
3. These specification sheets include materials protected under copyright of Hyled corporation. Please don't reproduce or cause anyone to reproduce them without Hyled's consent.