



HUIYUAN OPTO-ELECTRONIC CO.,LTD.

## TECHNOLOGY DATA SHEET & SPECIFICATIONS

---

MODEL: 7206R1C-CSC-C

### Features

- Electricity control IC embedded
- Fancy, fun, hottest in the market.
- Lens size with 5mm / 8mm / 10mm options..
- Blinking frequency : 1.8-2.0Hz
- Frequency tolerance :  $\pm 20\%$
- RoHS compliant



### Descriptions

- New trend creations
- Low energy consumptions
- Low maintenance costs
- High application design flexibility
- High reliability

### Usage Notes:

- Surge will damage the LED
- When using LED, it must use a protective resistor in series with DC current about 20mA

### Applications

- Toys / sports utilities
- Miniature key chains
- Effect Lights.
- Display / decoration lights .
- Electronic displays and signals
- Interior decoration lights.
- Indicator lights.
- Solar energy lights / garden lights



HUIYUAN OPTO-ELECTRONIC CO.,LTD.

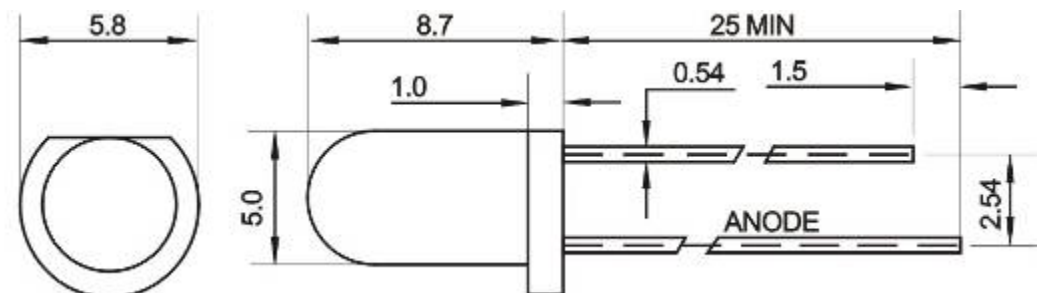
## TECHNOLOGY DATA SHEET & SPECIFICATIONS

MODEL: 7206R1C-CSC-C

### Device Selection Guide

LED Part No.	Chip		Lens Color
	Material	Emitted Color	
7206R1C-CSC-C	AlGaInP	Red	Water clear

### Package Dimensions



UNIT:mm

### Notes:

- \*Other dimensions are in millimeters, tolerance is 0.25mm except being specified.
- \*Protruded resin under flange is 1.5mm Max LED.
- \*Bare copper alloy is exposed at tie-bar portion after cutting



HUIYUAN OPTO-ELECTRONIC CO.,LTD.

## TECHNOLOGY DATA SHEET & SPECIFICATIONS

MODEL: 7206R1C-CSC-C

Electro-Optical Characteristics ( $T_a=25^\circ\text{C}$ )

Parameter	Symbol	Min.	Typ.	Max.	Unit	Test Condition
Luminous Intensity	$I_v$	3000	---	4000	mcd	$I_F=20\text{mA}$ (Note1)
Viewing Angle	$2\theta_{1/2}$	20	---	25	Deg	(Note 2)
Peak Emission Wavelength	$\lambda_p$	620	---	635	nm	$I_F=20\text{mA}$
Spectral Line Half-Width	$\Delta\lambda$	15	20	25	nm	$I_F=20\text{mA}$
Blinking Frequency	$f_{led}$	1.8	---	2.0	Hz	$I_F=20\text{mA}$
Forward Voltage	$V_F$	3.0	---	5.0	V	$I_F=20\text{mA}$
Reverse Current	$I_R$	---	---	10	$\mu\text{A}$	$V_R=5\text{V}$

### Note:

1. Luminous intensity is measured with a light sensor and filter combination that approximates the CIE eye-response curve.
2.  $\theta_{1/2}$  is the off-axis angle at which the luminous intensity is half the axial luminous intensity.

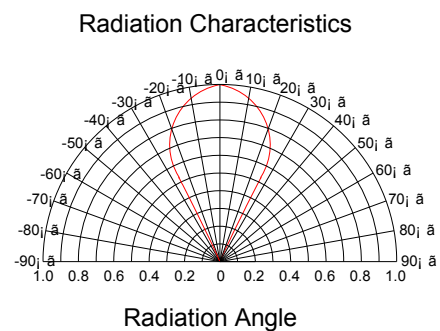
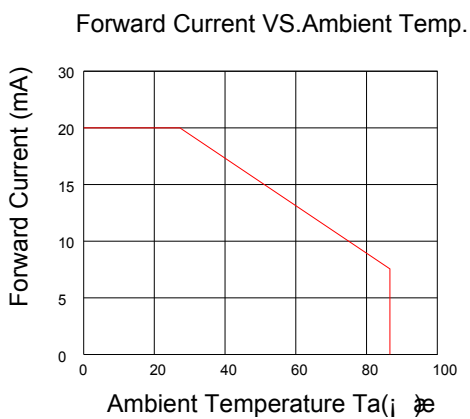
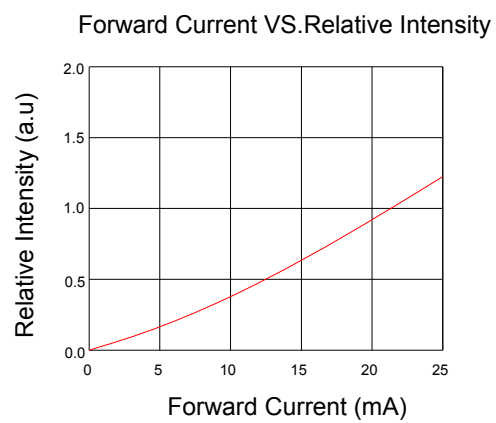
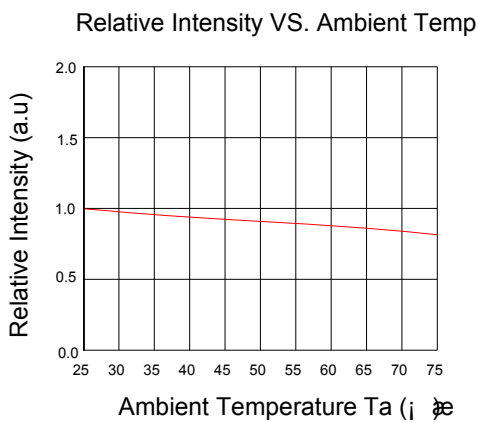
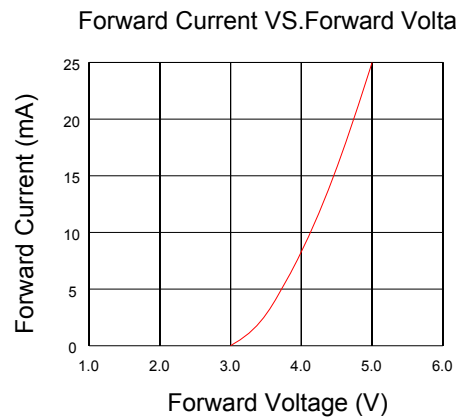
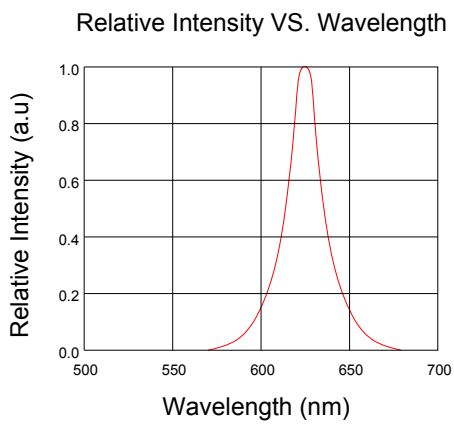


HUIYUAN OPTO-ELECTRONIC CO.,LTD.

## TECHNOLOGY DATA SHEET & SPECIFICATIONS

MODEL: 7206R1C-CSC-C

### Typical Electro-Optical Characteristics Curves





HUIYUAN OPTO-ELECTRONIC CO.,LTD.

## TECHNOLOGY DATA SHEET & SPECIFICATIONS

---

MODEL: 7206R1C-CSC-C

### Notes

1. Above specification may be changed without notice. Hyled will reserve authority on material change for above specification.
2. When using this product, please observe the absolute maximum ratings and the instructions for using outlined in these specification sheets. Hyled assumes no responsibility for any damage resulting from use of the product which does not comply with the absolute maximum ratings and the instructions included in these specification sheets.
3. These specification sheets include materials protected under copyright of Hyled corporation. Please don't reproduce or cause anyone to reproduce them without Hyled's consent.