

# ITP11-R-W/ITP11-G-W

## Process indicator 4-20 mA

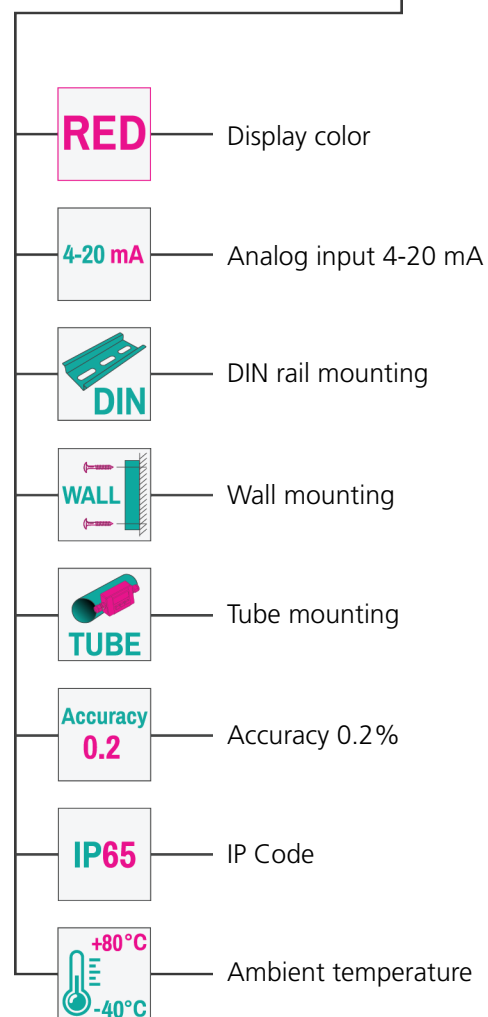
The ITP11-W is a universal applicable display unit for industrial processes monitoring. Scaling and square root functions are available. The ITP11-W is designed to be connected to any sensors or transmitters with 4-20 mA output. It requires no auxiliary power and is supplied directly from the current loop. The ITP11-W has a compact enclosure for DIN rail or wall mounting. Moreover it can be fixed to a pipe with a diameter of up to 200 mm.

### Functions and features:

- Measurement and display of the standard signal 4-20 mA
- Displays up to four-digit numbers with a character height of 14 mm
- Scaling of measured values
- Damping of the measured signal
- Square root calculation
- Displays alarm for values outside the specified range
- Password protection to prevent unauthorised changes of settings
- Wall, DIN rail or tube ( $\varnothing$  20...200 mm) mounting
- IP65 enclosure protection



Available with RED or GREEN display color



Standard variants	Description	Enclosure
ITP11-R-W	ITP11-W with red display color	70 x 50 x 28 mm DIN rail / Wall / Tube
ITP11-G-W	ITP11-W with green display color	70 x 50 x 28 mm DIN rail / Wall / Tube

# ITP11/ITP11-G

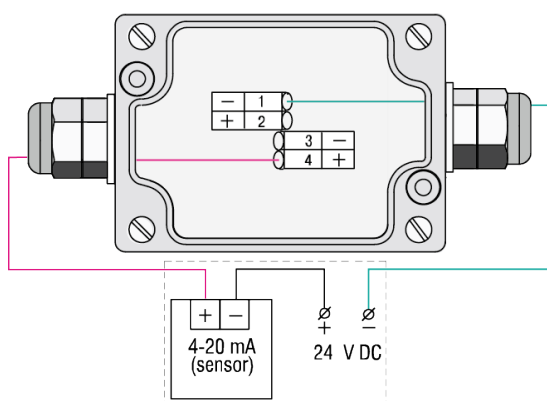
## Process indicator 4-20 mA

### Technical Data:

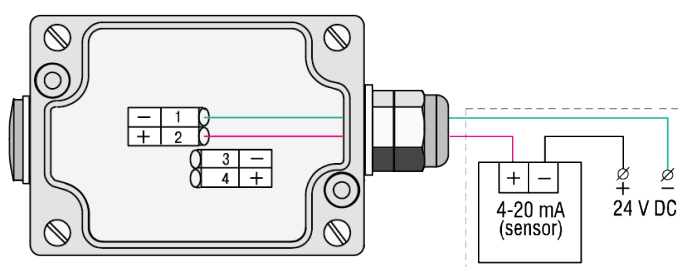
Supply current	from current loop
Voltage drop	Voltage drop, max. 10 V
Input signal	4-20 mA
Measuring range	3.8...22.5 mA
Accuracy	0.2% + 1 digit
Sampling rate	1 reading / s
Ambient temperature	-40...+80 °C
Protection class	III
IP Code	IP65
Dimensions	70 x 50 x 28 mm
Weight	approx. 150 g
Mounting	DIN rail, wall, tube
Cable clamping range	Ø 3...6 mm

### Wiring diagrams:

Two-side connection



Connection from the right



### Mounting type:

