

# METRAHIT EXTRA ETECH ESPECIAL EBASE TRMS Digital Multimeters

3-349-454-03  
9/1.18

- Digital Hand-Held Multimeters with RMS Measurement amongst other features including:  
 $V_{AC\ TRMS}$ ,  $V_{AC+DC\ TRMS}$ ,  $V_{DC}$ , Hz (V), Hz (A),  $\Omega$ ,  $V \rightarrow$ , °C/°F (TC)
- Resolution of 60,000 counts, can be changed to 6000 via the menu, display illumination can be activated for difficult lighting conditions

## METRAHIT EBASE

- Current measurement via clamp current sensors:  
The transformation factor is adjustable from 1 mV:1 mA to 1 mV:1 A and the factor is calculated for the display.

## METRAHIT ETECH

- Direct Current measurement with increased accuracy and Current measurement, via clamp current transformer and sensors
- Broad range capacitance measurement

## METRAHIT EXTRA/ETECH/ESPECIAL

- Special low-impedance alternating voltage measurement (1 M $\Omega$ )
- 1 kHz / -3 dB low-pass filter can be activated

## METRAHIT EXTRA

- Direct current measurement from 10 nA to 10 A, 16 A for short periods
- Temperature measurement with Pt100/Pt1000 resistance thermometer
- Broad range capacitance measurement
- TRMS AC and AC + DC bandwidth 100 kHz

## METRAHIT ESPECIAL

- Special instrument for the performance of measurements at current transformer circuits

**CAT IV**



German Accreditation Body  
D-K-15080-01-01  
DAKKS Calibration Certificate included



## Applications

The instruments of the E- and high resolution series are extremely rugged, reliable digital multimeters with housings made of impact resistant ABS.

With a resolution of 60,000 counts and up to 26 different measuring functions, they've been developed for professional use.

## Features

### Three Connector Jacks with Automatic Blocking Sockets (ABS) \*

All current ranges are implemented via a single connector jack which prevents any possibility of operator error. Auto-ranging is available in all current measuring ranges.

Also the automatic blocking sockets prevent incorrect connection of the measurement cables, as well as selection of the wrong measured values. Danger to the user, the instrument and the device under test resulting from operator error is eliminated.

\* Patented (patent no. EP 1801 598, US 7,439,725)

### Overload Protection

The instrument is safeguarded for up to 1000 V in all measuring functions by overload protection. Voltages of greater than 1000 V and current of greater than 10 or 16 A are indicated acoustically. Dangerous contact voltages are indicated when the 1 kHz low-pass filter is activated.

The FUSE display appears at **METRAHIT EXTRA** and **METRAHIT ETECH** instruments in order to indicate that the fuse for the current measuring input has blown.

### RMS Value with Distorted Waveshape

The utilized measuring method allows a waveshape independent RMS measurement (TRMS AC and AC+DC) for voltage and current (**METRAHIT EXTRA** up to 100 kHz).

### Selectable Filter for V AC Measurement

A 1 kHz low-pass filter can be selected if required, for example to measure the motor voltage at electronic frequency converters. The input signal is checked by a voltage comparator for dangerous voltages as long as the low-pass filter is activated. A high-voltage symbol appears at the display if dangerous voltage is present.

### Measuring 5 V Square-Wave Signals with the METRAHIT EXTRA

This function allows to test circuits and transmission cables by measuring the frequency and the duty cycle of pulses with amplitudes of 2 to 5 V and frequencies of 100 Hz to 1 MHz.

### Analog Scale for Quick Trend Display – Bar Graph or Pointer

The analog scale (with additional negative range for zero-frequency quantities) allows for faster recognition of measured value fluctuation than is possible with a digital display. The instrument can be switched back and forth between bar graph and pointer display via the menu.

### Automatic or Manual Measuring Range Selection

Measurement functions are selected by a rotary dial and a function key. The measurement range selection is done automatically according to the input signal. Manual measurement range selection is possible via function key.

# METRAHIT EXTRA ETECH ESPECIAL EBASE

## TRMS Digital Multimeters

### Measurement with current clamps and sensors

Current clamps and sensors are used for current measurements without interrupting the circuit under test and for high currents above 16 Amps. All E series multimeters offer convenient measurement with current clamps.

The measured current value is automatically calculated for the user with the help of the adjustable clamp factor.

### Fast Acoustic Continuity Test

Testing for short circuit connection and circuit interruption is possible with the selector switch in the  $\Omega$  position. The threshold value for acoustic response can be set to 1, 10, 20 ... 500  $\Omega$  in 10 Ohm steps.

### Automatic Storage of Measured Values \*

The DATA function automatically saves the digitally displayed measured value after stabilisation in. Acoustic signaling is also used to indicate whether the new measured value deviates from the initial reference value by less or more than 0.1% of the measuring range.

\* Patented

### Min-Max Data Storage

Comparable to the slave-pointer function of an analog instrument, the device saves the highest and lowest measured values after the MIN/MAX function has been activated or reset. These extreme values can be queried at the display.

### Battery Charging Status – Power Saving Circuit

The battery charging status is indicated by means of four symbols.

The device is switched off automatically if the measured value remains unchanged for a period of between 10 and 59 minutes (adjustable), and if none of the controls are activated during this time. Automatic shutdown can be deactivated by switching the instrument to continuous operation.

The standby mode of the infrared interface can be switched off.

### Protective Rubber Holster for Rugged Conditions

The instrument is protected against damage in the event of impacts or dropping by means of a soft rubber holster with tilt stand and test probe holder. The rubber material also assures that the instrument does not slide if it is set up on a vibrating surface.

### Infrared Data Interface

The device can be remotely configured, and momentary and stored measurement data can be read out via the bidirectional infrared interface. The USB X-TRA interface adapter and METRAWIN10 software are required (see accessories). Interface protocol and device driver software for LabVIEW® (National Instruments™) are available upon request.

### DAkKS Calibration Certificate

Each multimeter is individually adjusted, subjected to final inspection and calibrated. Adherence to the specification is confirmed by means of the included DAkKS calibration certificate, which is valid worldwide (recognized by EA and ILAC. If any type of DMM is due to recalibration (recommended intervals: 1 to 3 years) the multimeters can inexpensively be recalibrated at the factory or at any calibration laboratory.

### Applicable Regulations and Standards

IEC/DIN EN 61010-1 VDE 0411-1	Safety requirements for electrical equipment for measurement, control and laboratory use
DIN EN 61326-1 VDE 0843-20-1	Electrical equipment for measurement, control and laboratory use – EMC requirements – Part 1: General requirements
DIN EN 60529 DIN VDE 0470-1	Test instruments and test procedures – degrees of protection provided by enclosures (IP code)

### Functional overview

Function	EXTRA	ETECH	ESPECIAL	EBASE
Voltage $V_{DC}$ ( $R_i \geq 9 M\Omega$ )	✓	✓	✓	✓
Voltage $V_{AC}$ TRMS ( $R_i \geq 9 M\Omega$ )	✓	✓	✓	✓
Voltage $Lo^{1)}$ $V_{AC}$ TRMS ( $R_i = 1 M\Omega$ )	✓	✓	✓	—
Voltage $V_{AC+DC}$ TRMS ( $R_i \geq 9 M\Omega$ )	✓	✓	✓	✓
Frequency Hz @ $V_{AC}$ or @ $Lo^{1)}$ $V_{AC}$	... 300 kHz	... 300 kHz	... 300 kHz	... 300 kHz
Low-pass filter 1 kHz	@ $V_{AC}$ / @ $LoV_{AC}$			—
Bandwidth @ $V_{AC+DC}$ or $V_{AC}$	100 kHz	20 kHz		1 kHz
Frequency MHz @ 5V TTL	0.1 Hz...1 MHz	—	—	—
Duty cycle %	2.0 % ... 98 %	—	—	—
Voltage level measurement dB	✓	✓	✓	✓
Resistance $\Omega$	✓	✓	✓	✓
Continuity test @ ICONST = 1 mA	✓	✓	✓	✓
Diode measurement @ ICONST = 1 mA	✓	✓	✓	✓
Temperature measurement $^{\circ}C/^{\circ}F @ T_C$	Typ K			
Temperature measurement $^{\circ}C/^{\circ}F @ T_{TD}$	Pt100/Pt1000		—	—
Capacitance measurement F	✓	✓	—	—
Current $A_{DC}$	600 mA/6 mA 60 mA/600 mA 6 A/10 A (16 A)	60 mA/600 mA 6 A/10 A (16 A)	6 A/10 A (16 A)	$\infty$ A
Current $A_{AC+DC}$ TRMS				
Current $A_{AC}$ TRMS				
Bandwidth @ $A_{AC+DC}$ or $A_{AC}$	10 kHz			—
Frequency Hz @ $A_{AC}$	... 60 kHz			—
Measurement with clamp ammeter with adjustable transfer factor	mV / A mA / A		mV / A A / A	mV / A —
Data logger function <sup>2)</sup> (memory)	16 Mbit	—	—	—
Relative value measurement $\Delta REL$	✓	✓	✓	✓
Zero point ZERO	✓	✓	✓	✓
MIN/MAX/DATA Hold	✓	✓	✓	✓
IR-interface (38.4 kBd)	✓	✓	✓	✓
Power pack connector socket	✓	—	—	—
Protective rubber holster	✓	✓	✓	✓
Fuse	10 A / 1000 V	10 A / 1000 V	—	—
Protection <sup>3)</sup>	IP52	IP52	IP52	IP52
Measuring category	1000 V CAT III 600 V CAT IV		600 V CAT II	1000 V CAT III 600 V CAT IV
Calibration	DAkKS	DAkKS	DAkKS	DAkKS

<sup>1)</sup> Alternating voltage measurement with specially reduced input impedance

<sup>2)</sup> 16 Mbit = 2048 kByte = 61,600 measured values, sampling rate adjustable from 0.1 seconds to 9 hours

<sup>3)</sup> IP 65 available with the METRAHIT OUTDOOR model

### Included

- 1 multimeter in HC20 hard case
  - 1 pair of safety measurement cables with 4 mm test probes, 1000 V CAT III, 600 V CAT IV (KS17-2)
  - 2 batteries, 1.5 V, type AA
  - 1 DAkKS calibration certificate
  - 1 protective rubber holster
  - 1 condensed operating instructions\*, English/German
- \* Detailed operating instructions are available for download on the Internet at [www.gossenmetrawatt.com](http://www.gossenmetrawatt.com)

### Voluntary Manufacturer's Guarantee

- 36 months for materials and workmanship  
1 to 3 years for calibration (depending upon application)

# METRAHIT EXTRA ETECH ESPECIAL EBASE TRMS Digital Multimeters

## Specifications

Meas. Function	Measuring Range	Resolution at Upper Range Limit		Input Impedance		Intrinsic Uncertainty under Reference Conditions for High Resol 59999 counts			Overload Capacity <sup>2)</sup>	
		59 999	5 999	$\equiv$	$\sim / \approx$	$\pm(\dots \% \text{ rdg.} + \dots \text{ d})$	$\pm(\dots \% \text{ rdg.} + \dots \text{ d})$	$\pm(\dots \% \text{ rdg.} + \dots \text{ d})$	Value	Time
<b>V</b>	600 mV	10 $\mu$ V	100 $\mu$ V	$\geq 9 \text{ M}\Omega$	$\geq 9 \text{ M}\Omega // < 50 \text{ pF}$	$0.09 + 5 \text{ with ZERO}^*)$	$0.5 + 30$	$1 + 30$	1000 V DC AC RMS Sine	continuous
	6 V	100 $\mu$ V	1 mV	$\geq 9 \text{ M}\Omega$	$\geq 9 \text{ M}\Omega // < 50 \text{ pF}$	$0.05 + 5$	$0.5 + 9$	$1 + 30$		
	60 V	1 mV	10 mV	$\geq 9 \text{ M}\Omega$	$\geq 9 \text{ M}\Omega // < 50 \text{ pF}$	$0.05 + 5$	$0.5 + 9$	$1 + 30$		
	600 V	10 mV	100 mV	$\geq 9 \text{ M}\Omega$	$\geq 9 \text{ M}\Omega // < 50 \text{ pF}$	$0.05 + 5$	$0.5 + 9$	$1 + 30$		
	1000 V	100 mV	1 V	$\geq 9 \text{ M}\Omega$	$\geq 9 \text{ M}\Omega // < 50 \text{ pF}$	$0.09 + 5$	$0.5 + 9$	$1 + 30$		
				Display range for reference voltage $U_{REF} = 0.775 \text{ V}$			Intrinsic Uncertainty			
<b>dB</b>	600 mV $\sim$				$-48 \text{ dB} \dots -2 \text{ dB}$		0.1 dB (U > 10 % MB)		1000 V DC AC RMS Sine	continuous
	6 V $\sim$				$-28 \text{ dB} \dots +18 \text{ dB}$					
	60 V $\sim$		0.01 dB		$-8 \text{ dB} \dots +38 \text{ dB}$					
	600 V $\sim$				$+2 \text{ dB} \dots +58 \text{ dB}$					
	1000 V $\sim$				$+22 \text{ dB} \dots +63 \text{ dB}$					
<b>A</b>				Voltage drop, approx. at upper range limit		$\equiv$	$\sim^1)$	$\approx^1)$	0.7 A	continuous
	600 $\mu$ A	10 nA	100 nA	150 mV	150 mV	$0.5 + 5 \text{ with ZERO}^*)$	$1 + 10$	$1.5 + 30$		
	6 mA	100 nA	1 $\mu$ A	200 mV	200 mV	$0.5 + 5$	$1 + 10$	$1.5 + 30$		
	60 mA	1 $\mu$ A	10 $\mu$ A	200 mV	200 mV	$0.1 + 5$	$1 + 10$	$1.5 + 30$		
	600 mA	10 $\mu$ A	100 $\mu$ A	300 mV	300 mV	$0.2 + 5$	$1 + 10$	$1.5 + 30$		
	6 A	100 $\mu$ A	1 mA	300 mV	300 mV	$0.9 + 10$	$1 + 10$	$1.5 + 30$		
	10 A	1 mA	10 mA	600 mV	600 mV	$0.9 + 10$	$1.5 + 10$	$1.5 + 30$	10 A: $\leq 5 \text{ min}^{10)}$ 16 A: $\leq 30 \text{ s}^{10)}$	
<b>A <math>\succ</math></b>	Factor 1:1/10/100/1000	Input		Input impedance		Specification see current ranges A $\sim$			Measuring input 0.7 A continuous 10 A: 5 min	
	0.06/0.6/6/60 A	60 mA		EXTRA / ESPECIAL / ETECH Current measuring input (A socket $\lambda$ )		plus clamp current transformer error				
	0.6/6/60/600 A	600 mA								
<b>A <math>\succ</math></b>	6/60/600/6 000 A	6 A							Measuring input 1000 V RMS max. 10 s	
	0.6/6/60/600 A 6/60/600/6 000 A	600 mV 6 V		EXTRA / ESPECIAL / Voltage measurement input ETECH: (V socket $\lambda$ ) $R_i = 1 \text{ M}\Omega/9 \text{ M}\Omega$ EBASE: (V socket $\lambda$ ) $R_i \sim 1 \text{ M}\Omega$		Specification see voltage measuring ranges V $\sim^1)$ $\pm(0.5\% \text{ rdg.} + 10 \text{ d})$   $\pm(1\% \text{ rdg.} + 30 \text{ d})$   $\pm(1.5\% \text{ rdg.} + 30 \text{ d})$ plus clamp current sensor error				
<b><math>\Omega</math></b>				Open-circuit voltage Meas. curr. @ range limit		$\pm(\dots \% \text{ rdg.} + \dots \text{ d})$			1000 V DC AC RMS Sine	max. 10 s
	600 $\Omega$	10 m $\Omega$	100 m $\Omega$	< 1.4 V	approx. 250 $\mu$ A	$0.1 + 5 \text{ with active ZERO function}^*)$				
	6 k $\Omega$	100 m $\Omega$	1 $\Omega$	< 1.4 V	approx. 65 $\mu$ A	$0.1 + 5$				
	60 k $\Omega$	1 $\Omega$	10 $\Omega$	< 1.4 V	approx. 7.5 $\mu$ A	$0.1 + 5$				
	600 k $\Omega$	10 $\Omega$	100 $\Omega$	< 1.4 V	approx. 0.75 $\mu$ A	$0.2 + 5 \dots$				
	6 M $\Omega$	100 $\Omega$	1 k $\Omega$	< 1.4 V	approx. 0.1 $\mu$ A	$0.5 + 5$				
<b><math>\rightarrow</math></b>	600 $\Omega$	—	0.1 $\Omega$	approx. 9 V	approx. 1 mA const.	$3 + 5$			max. 10 s	
	6.0 V <sup>3)</sup>	—	1 mV	approx. 9 V	approx. 1 mA const.	$0.5 + 3$				
<b>F</b>				Discharge resist. $U_0 \text{ max}$		$\pm(\dots \% \text{ rdg.} + \dots \text{ d})$			1000 V DC AC RMS Sine	max. 10 s
	60 nF	—	10 pF	10 M $\Omega$	0.7 V	$1 + 10^{4)}$ with active ZERO function <sup>*)</sup>				
	600 nF	—	100 pF	1 M $\Omega$	0.7 V	$1 + 6^{4)}$				
	6 $\mu$ F	—	1 nF	100 k $\Omega$	0.7 V	$1 + 6^{4)}$				
	60 $\mu$ F	—	10 nF	12 k $\Omega$	0.7 V	$1 + 6^{4)}$				
	600 $\mu$ F	—	100 nF	3 k $\Omega$	0.7 V	$5 + 6^{4)}$				
<b>Hz (V)</b> <b>Hz (A)</b> <b>Hz (A<math>\succ</math>)</b>	600.00 Hz	0.01 Hz	0.1 Hz			$\pm(\dots \% \text{ rdg.} + \dots \text{ d})$			Hz (V) <sup>6)</sup> Hz(A $\succ$ ) <sup>6)</sup> 1000 V Hz (A): <sup>7)</sup>	max. 10 s
	6.0000 kHz	0.1 Hz	1 Hz		1 Hz	$0.05 + 5^8)$				
	60.000 kHz	1 Hz	10 Hz		10 Hz					
<b>MHz</b> <b>%</b> <b>EXTRA</b>	600 Hz ... 1 MHz	0.01 ... 100 Hz	0.1 ... 1 kHz		1 ... 100 Hz	$0.05 + 5$	$> 2 \text{ V} \dots 5 \text{ V}$		1000 V	max. 10 s
	2.0 ... 98 %	—	0.01 %	15 Hz ... 1 kHz	1 Hz	$0.1 \text{ R} + 5 \text{ d}$	$> 2 \text{ V} \dots 5 \text{ V}$			
	5.0 ... 95 %	—	0.01 %	... 10 kHz	1 Hz	$0.2 \text{ R per kHz} + 5 \text{ d}$	$> 2 \text{ V} \dots 5 \text{ V}$			
	10 ... 90 %	—	0.01 %	... 50 kHz	1 Hz	$0.5 \text{ R per kHz} + 5 \text{ d}$	$> 2 \text{ V} \dots 5 \text{ V}$			
<b><math>^{\circ}\text{C}/^{\circ}\text{F}</math></b>						$\pm(\dots \% \text{ rdg.} + \dots \text{ d})$			1000 V DC/AC RMS Sine	max. 10 s
	Pt 100	$-200.0 \dots +850.0 \text{ }^{\circ}\text{C}$				$0.3 + 15^9)$				
	Pt 1000	$-150.0 \dots +850.0 \text{ }^{\circ}\text{C}$	0.1 $^{\circ}\text{C}$				$0.3 + 15^9)$			
	K (NiCr-Ni)	$-250.0 \dots +1372.0 \text{ }^{\circ}\text{C}$				$1\% + 5 \text{ K}^9)$				

- Specified accuracy is valid as of 3% of the measuring range.  
With short-circuited test probes: residual value of 1 to 30 d at zero point due to the TRMS converter (exception: mV AC range, 60 counts). See frequency influence on page 4.
- At  $0^{\circ} \dots +40^{\circ}\text{C}$
- Displays up to max. 6.0 V, "OL" in excess of 6.0 V.
- Applies to measurements at film capacitors and battery operated
- Lowest measurable frequency for sinusoidal measuring signals symmetrical to the zero point
- Overload capacity of the voltage measurement input:  
power limiting: frequency x voltage max.  $6 \times 10^6 \text{ V} \times \text{Hz}$  for  $U > 100 \text{ V}$

- Overload capacity of the current measurement input:  
See current measuring ranges for maximum current values.
- Input sensitivity, sinusoidal signal, 10% to 100% of the measuring range
- Plus sensor deviation
- Off-time > 30 min and  $T_A \leq 40^{\circ}\text{C}$
- without ZERO max.  $\pm 15$  digit

**Key:**  
d = counts, R = measuring range, rdg. = measured value (reading)

# METRAHIT EXTRA ETECH ESPECIAL EBASE

## TRMS Digital Multimeters

### Internal Clock

Time format DD.MM.YYYY hh:mm:ss  
 Resolution 0.1 s  
 Accuracy ±1 min. per month  
 Temperature Influence 50 ppm/K

### Influencing Quantities and Influence Error

Influencing Quantity	Sphere of Influence	Measured Quantity / Measuring Range <sup>1)</sup>	Influence Error (...% rdg. + ... d) / 10 K
Temperature	-10 °C ... +21 °C und +25 °C ... +40 °C	V $\overline{\overline{=}}$	0.2 + 10
		V $\sim$	0.4 + 10
		600 $\Omega$ ... 6 M $\Omega$	0.5 + 10
		> 6 M $\Omega$	1 + 10
		mA/A $\overline{\overline{=}}$	0.5 + 10
		mA/A $\overline{\overline{=}}$	0.8 + 10
		60 nF ... 600 $\mu$ F	1 + 5
		Hz, dB	0.2 + 10
		°C/°F (Pt100/Pt1000) °C/°F thermocouple K	0.5 + 10 0.2 + 10

<sup>1)</sup> With zero balancing

Influencing Qty.	Meas. Qty. / Meas. Range	Sphere of Influence	Intrinsic Uncertainty <sup>3)</sup> ± (... % rdg. + ... d)		
			METRAHIT EXTRA METRAHIT ETECH METRAHIT ESPECIAL	METRAHIT EBASE	
Frequency	600.00 mV	> 15 Hz ... 45 Hz	3 + 30	3 + 30	
		> 65 Hz ... 1 kHz	2 + 30	3 + 30	
		> 1 kHz ... 20 kHz	3 + 30	—	
		> 15 Hz ... 45 Hz	2 + 9	3 + 9	
		> 65 Hz ... 1 kHz	1 + 9	3 + 9	
		> 1 kHz ... 20 kHz <sup>4)</sup>	3 + 9	—	
	6.0000 V ... 600.00 V <sup>2)</sup>	> 20 kHz ... 100 kHz <sup>4)</sup>	3.5 + 30	—	
		> 15 Hz ... 45 Hz	2 + 9	3 + 9	
		> 65 Hz ... 1 kHz	2 + 9	3 + 9	
		> 1 kHz ... 10 kHz	3 + 30	—	
		1000.0 V <sup>2)</sup>	> 15 Hz ... 45 Hz	2 + 9	3 + 9
			> 65 Hz ... 1 kHz	2 + 9	3 + 9
A <sub>AC</sub>	600.00 $\mu$ A ... 10.0000 A	> 15 Hz ... 45 Hz > 65 Hz ... 10 kHz	3 + 10	—	
	A <sub>AC</sub> $\overline{\overline{>}}$ EBASE	600 mV / 6V / > 65 Hz ... 1 kHz	—	3 + 30	

<sup>2)</sup> Power limiting: frequency x voltage max.  $6 \times 10^6$  V x Hz for U > 100 V

<sup>3)</sup> The accuracy specification for frequency response is valid within a display value range of 10% to 100% of the measuring range for both measuring modes with the TRMS converter in the AC and (AC+DC) ranges.

<sup>4)</sup> METRAHIT EXTRA: frequency response up to 100 kHz, > 50 kHz plus 2.5 %  
 METRAHIT ETECH: frequency response up to 10 kHz,  
 METRAHIT ESPECIAL: frequency response up to 10 kHz,  
 METRAHIT EBASE: frequency response up to 1 kHz

Influencing Quantity	Sphere of Influence	Measured Quantity / Measuring Range	Influence Error <sup>5)</sup>
Crest factor CF	1 ... 3	V $\sim$ , A $\sim$	± 1 % rdg.
	> 3 ... 5		± 3 % rdg.

<sup>5)</sup> Except for sinusoidal waveshape

Influencing Quantity	Sphere of Influence	Measured Quantity	Influence Error
Relative humidity	75%	V, A, $\Omega$ , F, Hz, dB, °C	1 x intrinsic uncertainty
	3 days instrument off		
Battery voltage	1.8 to 3.6 V	V, A, $\Omega$ , F, Hz, dB, °C	Included in intrinsic uncertainty

Influencing Quantity	Sphere of Influence	Measured Quantity / Measuring Range	Damping
Common Mode Interference Voltage	Interference quantity max. 1000 V $\sim$	V $\overline{\overline{=}}$	> 120 dB
		6 V $\sim$ , 60 V $\sim$	> 80 dB
	Interference quantity max. 1000 V $\sim$ 50 Hz ... 60 Hz, sine	600 V $\sim$	> 70 dB
		1000 V $\sim$	> 60 dB
Series Mode Interference Voltage	Interference quantity: V $\sim$ , respective nominal value of the measuring range, max. 1000 V $\sim$ , 50 Hz ... 60 Hz, sine	V $\overline{\overline{=}}$	> 50 dB
		Interference quantity max. 1000 V $\sim$	V $\sim$ > 110 dB

### Reference Conditions

Ambient temperature +23 °C ± 2 K  
 Relative humidity 40 ... 75%  
 Measured qty. frequency 45 ... 65 Hz  
 Measured qty. waveform Sine  
 Battery voltage 3 V ± 0.1 V

### Response Time (after manual range selection)

Measured Quantity / Measuring Range	Response Time Digital Display	Measured Quantity waveshape
V $\overline{\overline{=}}$ , V $\sim$ , dB AV $\overline{\overline{=}}$ , A $\sim$	1.5 s	From 0 auf 80 % of upper range limit value
600 $\Omega$ ... 6 M $\Omega$	2 s	
60 M $\Omega$	5 s	
Continuity °C (Pt 100)	< 50 ms Max. 3 s	
$\rightarrow$	1.5 s	From $\infty$ auf 50 % of upper range limit value
60 nF ... 600 $\mu$ F	Max. 2 s	
> 10 Hz	1.5 s	

### Data Interface

Type Optical via infrared light through the housing  
 Data transmission Serial, bidirectional (not IrDa compatible)  
 Protocol Device specific  
 Baud rate 38,400 baud  
 Functions

- Select/query measuring functions and parameters
- Query momentary measurement data
- Read out stored measurement data


The USB X-TRA plug-in interface adapter (see accessories) is used for connection to the PC's USB port.

### Internal Measured Value Storage (METRAHIT EXTRA only)

Memory capacity 16 MBit (2 MByte) for approx. 61,000 measured values with date and time stamp

# METRAHIT EXTRA ETECH ESPECIAL EBASE TRMS Digital Multimeters

## Power Supply

Battery	2 ea. 1.5 V mignon cell (2 ea. size AA), alkaline manganese per IEC LR6 (2 ea. 1.2 V NiMH rechargeable battery also possible)
Service life	with alkaline manganese: approx. 200 hours
Battery test	Battery capacity display with battery symbol in 4 segments:  . Querying of momentary battery voltage via menu function.
Power OFF function	Multimeter is switched off automatically: – If battery voltage drops to below prox. 1.8 V – If none of the keys or the rotary switch are activated for an adjustable duration of 10 to 59 minutes, and the multimeter is not in the continuous operation mode
Power pack socket (METRAHIT EXTRA)	If the NA X-TRA power pack has been plugged into the instrument, the batteries are disconnected automatically. Rechargeable batteries can only be recharged externally.

## Display

LCD panel (65 mm x 36 mm) with analog and digital display including unit of measure, type of current and various special functions

### Background illumination

Background illumination is switched off approximately 1 minute after it has been activated.

### Analog

Display	LCD scale with bar graph or pointer, depending on the selected parameter setting
Scaling	With 4 division lines each, 1 bar/pointer corresponds to 500 counts at the digital display
Polarity display	With automatic switching
Overflow display	With the ► symbol
Measuring rate	40 measurements per second and display refresh

### Digital

Display / char. height	7-segment characters / 15 mm
Resolution	59,999 counts
Overflow display	“OL” is displayed for $\geq 60,000$ counts
Polarity display	“–” (minus sign) is displayed if plus pole is connected to “1”
Measuring rate	10 or 40 measurements per second with the Min-Max function except for the capacitance, frequency and duty cycle measuring functions
Refresh rate	2 times per sec., every 500 ms

## Acoustic Signals

For voltage	Intermittent signal at above 1000 V
For current	Intermittent signal at above 10 A continuous signal at above 16 A

## Fuse for METRAHIT EXTRA, METRAHIT ETECH

Fuse	FF (UR) 10 A/1000 V AC/DC; 10 mm x 38 mm, Switching capacity: 30 kA at 1000 V AC/DC, protects the current measurement input in the 600 $\mu$ A through 10 A ranges
------	--

## Electrical Safety

Per IEC 61010-1:2010/VDE 0411-1:2011

### METRAHIT EXTRA, METRAHIT ETECH, METRAHIT EBASE

Safety class	II	
Measuring category	III	IV
Operating voltage	1000 V	600 V
Pollution degree	2	
Test voltage	6.7 kV~	

### METRAHIT ESPECIAL „for Current Transformers“

Special device for measurements at current transformers without fuse in the electrical circuit

Safety class	II	
Measuring category	600 V	CAT II
Pollution degree	2	
Test voltage	3.5 kV~	

## Electromagnetic Compatibility (EMC)

Interference emission	EN 61326-1: 2013, class B
Interference immunity	EN 61326-1: 2013 EN 61326-2-1: 2013

## Ambient Conditions

Accuracy range	0 °C ... +40 °C
Operating temp. range	–10 °C ... +50 °C
Storage temp. range	–25 °C ... +70 °C (without batteries)
Relative humidity	Max.75%, no condensation allowed
Elevation	To 2000 m
Deployment	Indoors, except within specified ambient conditions

## Mechanical Design

Housing	Impact resistant plastic (ABS)
Dimensions	200 x 87 x 45 mm (without protective rubber holster)
Weight	Approx. 0.35 kg with batteries
Protection	Housing: IP 52 (pressure equalization by means of the housing) Table excerpt regarding significance of the IP code

IP XY (1 <sup>st</sup> digit X)	Protection against penetration of solid particles	IP XY (2 <sup>nd</sup> digit Y)	Protection against penetration by water
5	Dust protected	2	Dripping (15° inclination)

# METRAHIT EXTRA ETECH ESPECIAL EBASE

## TRMS Digital Multimeters

### Accessories for Operation at a PC

#### Interface Adapter for USB Connection

The following functions can be executed with the USB X-TRA bidirectional interface adapter:

- Configure the **METRAHIT** Multimeter from a PC.
- Transmit live measurement data to the PC.
- Read out data from memory at the **METRAHIT EXTRA**.

The adapter does not require a separate power supply. Its baud rate is 38,400 baud. A CD ROM is included which contains current drivers for Windows operating systems.



### METRAwin<sup>®</sup>10/METRAHit<sup>®</sup> Software

METRAwin<sup>®</sup>10/METRAHit<sup>®</sup> PC software is a multilingual, measurement data logging program for recording, visualizing and documenting measured values of multimeters of the **METRAHIT** e-series.

Communication between the PC and the measuring instrument(s) is established via available interface adapters.

Depending upon device type, one or several of the following operating modes are possible:

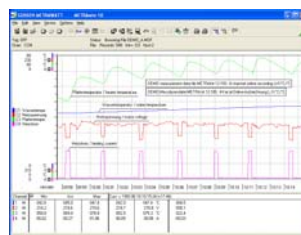
- **Device Configuration**  
Remote configuration and querying of device-specific functions and parameters, for example measuring function, measuring range and memory parameters. Frequently used device settings can be saved to configuration files for easy recall.
- **Online Recording of Measurement Data**  
Read-in, display and recording of momentarily measured data from the interconnected device.
  - Number of measuring channels up to 10
  - Start recording manual, triggered by measured value, time triggered
  - Recording mode > time controlled with sampling interval of 0.05 s\* ... 1 s ... 60 min  
> manually controlled  
> measured value controlled in event of exceeded limit/delta value
  - Recording duration max. 10 million intervals

\* Depending upon device type, measuring function, number of measuring channels and communication (e.g. via modem), sample intervals of less than 1 s cannot be used.

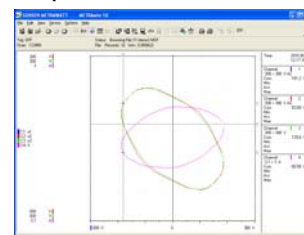
- **Reading Out and Visualizing Stored Data**  
If supported by the device: read-in and display of offline data recorded to device memory.

For purposes of analysis, data recorded online or read in from the device's memory can be displayed in various formats:

**Y(t)-recorder display for up to 6 channels**



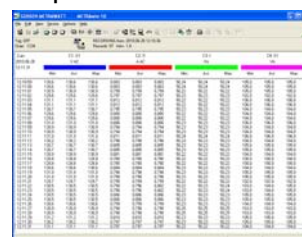
**XY-recorder display for up to 4 channels**



**Multimeter-display for up to 4 channels**



**Tabular display for up to 10 channels**



### System Requirements

METRAwin 10 (as of version 6.20) can be run on PCs, notebooks and tablets with Microsoft Windows<sup>®</sup> Vista, 7, 8 or 10.



# METRAHIT EXTRA ETECH ESPECIAL EBASE TRMS Digital Multimeters

## Order Information

Designation	Type	Article Number
<b>METRAHIT EXTRA, METRAHIT ETECH, METRAHIT ESPECIAL and METRAHIT EBASE Multimeters</b>		
60,000 counts TRMS multimeter with direct, alternating and pulsating voltage measurement (TRMS values), frequency measurement, resistance measurement, continuity test, diode measurement and temperature measurement with type K thermocouples LCD with 15 mm characters, analog bar graph and background illumination Measuring categories: 600 V/CAT IV, 1000 V/CAT III Current measurement via clamp sensors with voltage output and adjustable clamp factor All multimeters include the KS17-2 measurement cable set, two mignon batteries, condensed operating instructions, CD ROM, DAkkS calibration certificate, hard case HC20		
Same as above but with direct, alternating and pulsating current measurement (TRMS values), additional broad range capacitance measurement, precision temperature measurement with Pt100 or Pt1000 platinum resistance thermometers, frequency and duty cycle measurement, clamp current transformer with current output, with power pack socket and IR interface, 2 MB data memory, protective rubber holster	<b>METRAHIT EXTRA</b>	M250A
Same as above but with direct, alternating and pulsating current measurement (TRMS values), additional broad range capacitance measurement, with additional current measurement via clamp current transformer with current output	<b>METRAHIT ETECH</b>	M253A
Same as above Special device without integrated fuse for use in current transformer circuits	<b>METRAHIT ESPECIAL</b>	M252A
Same as above but with current measurement via clamp current sensor with voltage output (see accessories) instead of direct current measurement, and adjustable transformation factors.	<b>METRAHIT EBASE</b>	M251A
<b>Accessories for operation at a PC</b>		
IR-USB bidirectional interface adapter	USB X-TRA	Z216C
<b>METRAwin 10</b> software	<b>METRAwin 10</b>	GTZ3240000R0001
<b>Accessories for temp. measurement with resistance thermometer (METRAHIT EXTRA only)</b>		
Pt100 temperature sensor for surface and immersion measurement, -40 to +600 °C	Z3409	GTZ3409000R0001
Pt1000 temperature sensor for measurement in gases and liquids, -50 to +220 °C	TF220	Z102A
Pt100 oven sensor, -50 to +550 °C	TF550	GTZ3408000R0001
Ten adhesive Pt100 temperature sensors, -50 to +550 °C	TS Chipset	GTZ3406000R0001
<b>Replacement fuse (METRAHIT EXTRA and METRAHIT ETECH only)</b>		
Fuses (pack of 10)	FF (UR) 10 A / 1000 V AC/DC	Z109L
Power pack (for <b>METRAHIT EXTRA</b> only)	NA X-TRA	Z218G
Protective rubber holster and carrying strap	GH X-TRA	Z104C

## Transport Accessories

### HitBag Cordura Belt Pouch

For **METRA HIT** multimeters (with/without protective rubber holster) and METRAport



### HC30 Hard Case

For two multimeters (with/without protective rubber holster) and accessories



### F836 Ever-Ready Case

For multimeter and accessories



### F829 Carrying Pouch

For multimeters (with/without protective rubber holster) and accessories



Designation	Type	Article Number
Imitation leather without protective rubber holster for <b>METRA HIT</b> and METRAmax	F829	GTZ3301000R0003
Cordura belt pouch for <b>METRA HIT</b> multimeters and METRAport	HitBag	Z115A
Imitation leather ever-ready case with cable compartment	F836	GTZ3302000R0001
Ever-ready case for 2 <b>METRA HIT</b> , 2 adapters and accessories	F840	GTZ3302001R0001
Hard case for one <b>METRA HIT</b> and accessories	HC20	Z113A
Hard case for two <b>METRA HIT</b> and accessories	HC30	Z113A

For additional information regarding accessories please refer to:

- our Measuring Instruments and Testers catalog.
- our website [www.gossenmetrawatt.com](http://www.gossenmetrawatt.com)

# METRAHIT EXTRA ETECH ESPECIAL EBASE

## TRMS Digital Multimeters

Current Measuring Accessories									Suitable for METRA HIT	
All current sensors and transformers are equipped with a terminal with 4 mm safety banana plugs										
Type	Designation	Measuring Range	Meas. Category	Max. Wire Dia.	Transformation Factor	Frequency Range	Intrinsic Uncertainty ±(% rdg. + ...)	Article Number	EBASE	ETECH EXTRA ESPECIAL
<b>DC/AC Current Sensors with Voltage Output</b>										
CP30	DC/AC current clamp sensor, with battery mode (30 h)	5 mA to 30 A (DC / AC pk)	300 V / CAT III	25 mm	100 mV/A	DC...20 kHz (-3 dB)	1 % +2 mA	Z201B	●	●
CP330	DC/AC current clamp sensor, with 2 measuring ranges, battery mode (50 h)	Range: 0.5 ... 30 A Range: 5 ... 300 A (DC / AC rms)	300 V / CAT III	25 mm	10 mV/A; 1 mV/A	DC...20 kHz (-3 dB)	1 % + 50 mA 1 % + 100 mA	Z202B	●	●
CP1100	DC/AC current clamp sensor, with 2 measuring ranges, battery mode (50 h)	Range: 0.5 ... 100 A Range: 5 ... 1000 A (DC / AC rms)	300 V / CAT III	32 mm	10 mV/A; 1 mV/A	DC...20 kHz (-1 dB)	1 % + 100 mA 1 % + 500 mA	Z203B	●	●
CP1800	DC/AC current clamp sensor, with 2 measuring ranges, battery mode (50 h)	Range: 0.5 ... 125 A Range: 5 ... 1250 A (DC / AC rms)	300 V / CAT III	32 mm	10 mV/A, 1 mV/A	DC ... 20 kHz (-1 dB)	1% + 100 mA 1% + 500 mA	Z204A	●	●
<b>AC Current Sensors with Voltage Output</b>										
WZ12B	AC clamp current sensor	10 mA~ ... 100 A~	300 V CAT III	15 mm	100 mV/A	<u>45 ... 65</u> ... 500 Hz	1.5% +0.1 mA	Z219B	●	●
WZ12C	AC clamp current sensor, with 2 measuring ranges	1 mA~ ... 15 A~, 1 ... 150 A~	300 V CAT III	15 mm	1 mV/mA, 1 mV/A	<u>45 ... 65</u> ... 400 Hz	3% + 0.15 mA, 2% + 0.1 A	Z219C	●	●
WZ11B	AC clamp current sensor, with 2 measuring ranges	0.5 ... 20 A~, 5 ... 200 A~	600 V CAT III	20 mm	100 mV/A, 10 mV/A	<u>30...48 ... 65</u> ... 500 Hz	1 ... 3%	Z208B	●	●
Z3512A	AC clamp current sensor, with 4 measuring ranges	1 mA ... 1/10/100/ 1000 A~	600 V CAT III	52 mm	1 V/A, 100 mV/A, 10 mV/A, 1 mV/A	<u>10...48 ... 65</u> ... 3 kHz	0.5 ... 3%, 0.2 ... 1%	Z225A	●	●
METRA-FLEX3000	Flexible AC current sensor with 3 measuring ranges, battery mode (2000 h)	0,5 ... 30 A, 0,5 ... 300 A, 5 ... 3000 A	1000 V CAT III 600 V CAT IV	176 mm	100 mV/A, 10 mV/A, 1 mV/A	10 Hz ... 20 kHz	1% + 0.1 A 1% + 0.1 A 1% + 1 A	Z207E	●	●
METRA-FLEX300M	Flexible AC miniature current sensor with 3 measuring ranges, battery mode (150 h)	1 ... 3 A, 1 ... 30 A, 5 ... 300 A	1000 V CAT III 600 V CAT IV	50 mm	1 V/A, 100 mV/A, 10 mV/A	20 Hz ... 100 kHz	1% + 0.2 A 1% + 0.2 A 1% + 1 A	Z207M	●	●
<b>AC Current Transformer with Current Output</b>										
WZ12A	AC clamp current transformer	15 ... 180 A~	300 V CAT III	15 mm	1 mA/A	<u>45 ... 65</u> ... 400 Hz	3%	Z219A	—	●
WZ12D	AC clamp current transformer	30 mA ... 150 A~	300 V CAT III	15 mm	1 mA/A	<u>45 ... 65</u> ... 500 Hz	2.5% +0.1 mA	Z219D	—	●
WZ11A	AC clamp current transformer	1 ... 200 A~	600 V CAT III	20 mm	1 mA/A	<u>48 ... 65</u> ... 400 Hz	1 ... 3%	Z208A	—	●
Z3511	AC clamp current transformer	4 ... 500 A~	600 V CAT III	30 x 63 mm	1 mA/A	<u>48 ... 65</u> ... 1 kHz	3% +0.4 A	GTZ351100 0R0001	—	●
Z3512	AC clamp current transformer	0.5 ... 1000 A~	600 V CAT III	52 mm	1 mA/A	<u>30...48 ... 65</u> ... 5 kHz	0.5% ... 0.7%	GTZ351200 0R0001	—	●
Z3514	AC clamp current transformer	1 ... 2000 A ~	600 V CAT III	64 x 150 mm	1 mA/A	<u>30...48 ... 65</u> ... 5 kHz	0.5% +0.1 A	GTZ351400 0R0001	—	●
<b>Shunt Resistors for Multimeters without Current Measuring Function</b>										
NW300mA	Plug-in shunt resistor, encapsulated 1 Ω	0 ... 300 mA	300 V CAT III	—	1 mV/mA	DC ...10 kHz	0.5%	Z205C	●	●
NW3A	Plug-in shunt resistor, encapsulated 0,1 Ω	0 ... 3 A	300 V CAT III	—	100 mV/A	DC ...10 kHz	0.5%	Z205B	●	●

● with adjustable transformation factor 1: 1 / 10 / 100 / 1000

Prepared in Germany • Subject to change without notice • PDF version available on the Internet

 GOSSEN METRAWATT

GMC-I Messtechnik GmbH  
Südwestpark 15  
90449 Nürnberg • Germany

Phone +49 911 8602-111  
Fax +49 911 8602-777  
E-Mail info@gossenmetrawatt.com  
www.gossenmetrawatt.com