



### IXARC Absolute Rotary Encoder

### OCD-S6D1B-1416-B100-PRP



#### Interface

Interface	SSI with Preset + Incremental Push Pull
Optional Incremental Pulses	8192
Manual Functions	Preset + complement via cable or connector
Interface Cycle Time	$\geq 25 \mu\text{s}$

#### Outputs

Output Driver	SSI (RS422) / Incr. (Push Pull)
Output Incremental	A, /A, B, /B, Z, /Z
Quadrature Phasing	$90^\circ \pm 4.5^\circ$ electrical
Max. Frequency Response	2 MHz

#### Electrical Data

Supply Voltage	10 - 30 VDC
Power Consumption	$\leq 1.5 \text{ W}$
Start-Up Time	$< 250 \text{ ms}$
Clock Input	RS 422, via Optocoupler
Clock Frequency	100 kHz - 2 MHz
Reverse Polarity Protection	Yes
Short Circuit Protection	Yes
EMC: Emitted Interference	DIN EN 61000-6-4
EMC: Noise Immunity	DIN EN 61000-6-2

Data Sheet

Printed at 27-09-2017 20:09

# POSITAL

## FRABA



MTTF	16.2 years @ 40 °C
------	--------------------

### Sensor

Technology	Optical
Resolution Singleturn	16 bit
Resolution Multiturn	14 bit
Multiturn Technology	Mechanical Gearing (no Battery)
Accuracy (INL)	$\pm 0.0220^\circ$ (14 - 16 bit), $\pm 0.0439^\circ$ ( $\leq 13$ bit)
Sense Signal (Default)	Clockwise shaft movement (front view on shaft)
Code	Binary
Incremental Pulses	8192

### Environmental Specifications

Protection Class (Shaft)	IP65
Protection Class (Housing)	IP65
Operating Temperature	-40 °C (-40 °F) - +85 °C (+185 °F)
Humidity	98% RH, no condensation

### Mechanical Data

Housing Material	Steel
Housing Coating	Wet coating (RAL 9006 White Aluminium) + Cathodic corrosion protection (>720 h salt spay resistance)
Flange Type	Blind Hollow, $\varnothing$ 58 mm (B)
Flange Material	Aluminum
Shaft Type	Blind Hollow, Depth = 30 mm
Shaft Diameter	$\varnothing$ 10 mm (0.39")
Shaft Material	Stainless Steel V2A (1.4305, 303)
Rotor Inertia	$\leq 30$ gcm <sup>2</sup> [ $\leq 0.17$ oz-in <sup>2</sup> ]
Friction Torque	$\leq 3$ Ncm @ 20 °C (4.2 oz-in @ 68 °F)
Max. Permissible Mechanical Speed	$\leq 12000$ 1/min
Shock Resistance	$\leq 100$ g (half sine 6 ms, EN 60068-2-27)
Permanent Shock Resistance	$\leq 10$ g (half sine 16 ms, EN 60068-2-29)
Vibration Resistance	$\leq 10$ g (10 Hz - 1000 Hz, EN 60068-2-6)
Length	71,2 mm (2.80")
Weight	295 g (0.65 lb)

# POSITAL

## FRABA

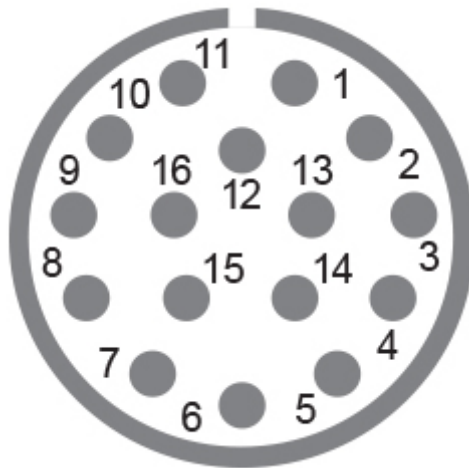


### Electrical Connection

Connection Orientation	Radial
Connector	M23, Male, 16 pin

### Certification

Approval	CE + cULus listed, Industrial Control Equipment
Product Life Cycle	Established



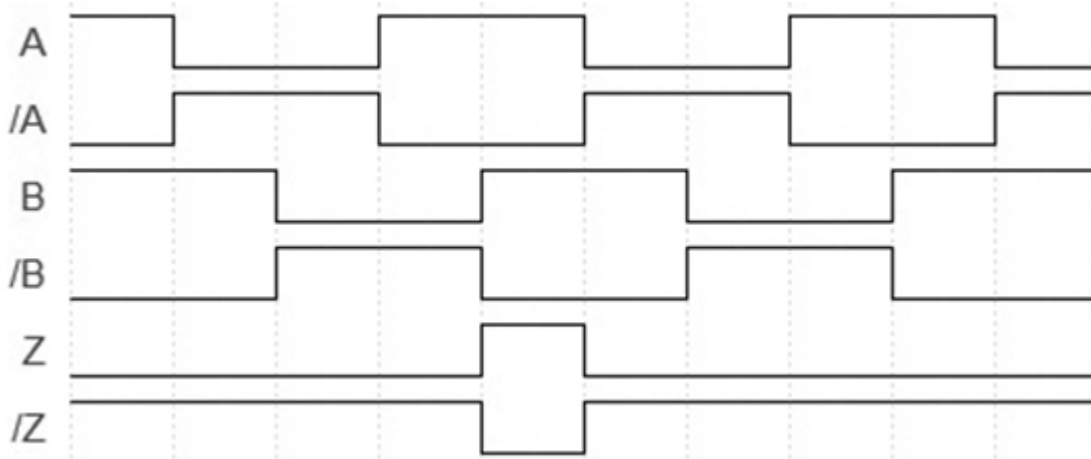
### Connection Plan

SIGNAL	PIN NUMBER
Power Supply	11
GND	12
Data+	3
Data-	4
Clock+	2
Clock-	1
DIR	8
Preset	9
A	5
/A	6
B	7
/B	10
Z	13
/Z	14
Shielding	Housing

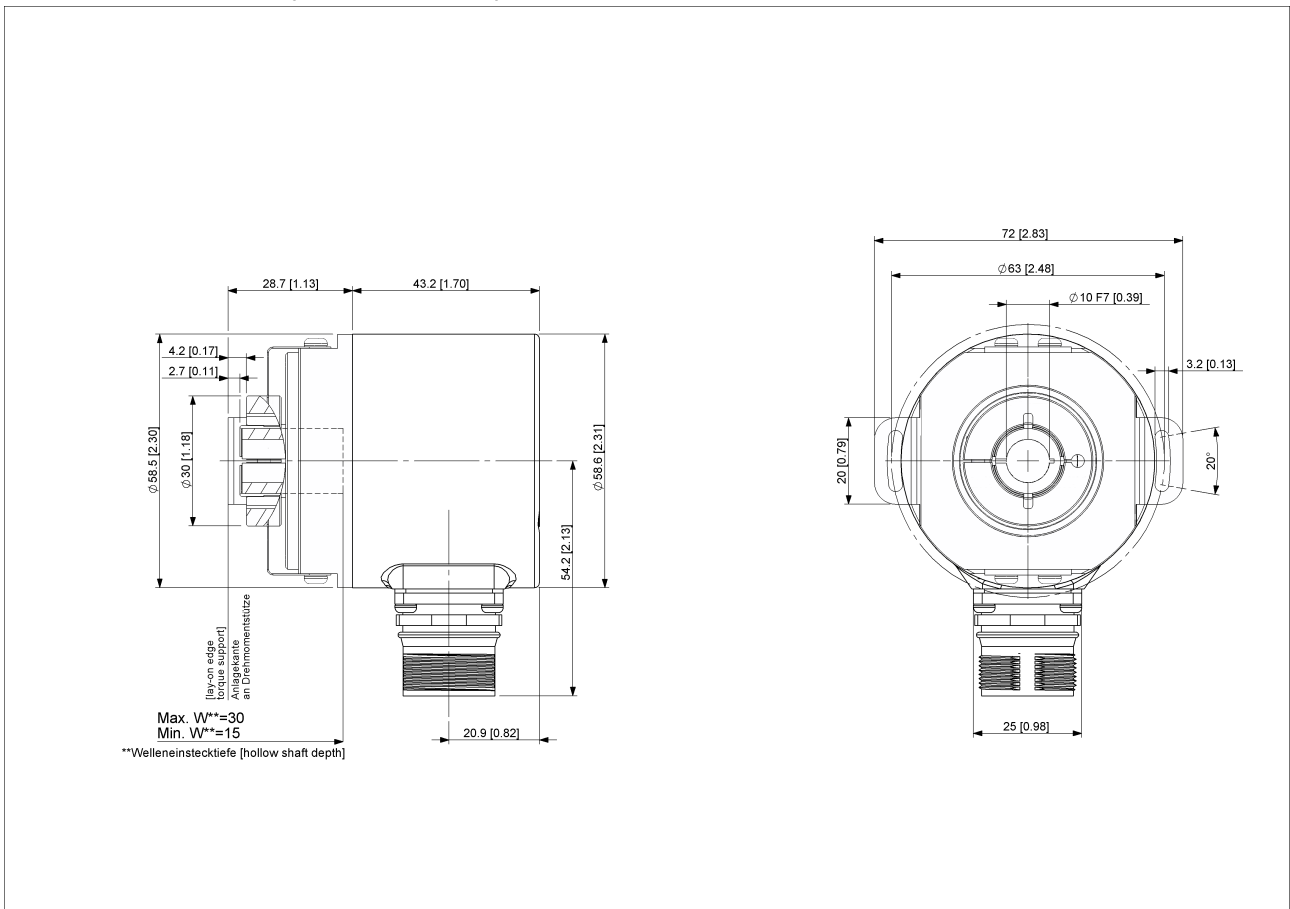


### Connector-View on Encoder

### Pulse Diagram



### Rotation Clockwise (seen on shaft)



### 2D Drawing



### Accessories

#### Connectors & Cables

5m PVC Cable, 16pin, f

1m PVC Cable, 16pin, f

2m PVC Cable, 16pin, f

10m PVC Cable, 16pin, f

M23, 16pin, Female

More

Clamping Ring B15

### Contact



POSITAL  
Contact Us

The picture and drawing are for general presentation purposes only. Please refer to the "Download" section for detailed technical drawings. All dimension in [inch] mm. © FRABA B.V., All rights reserved. We do not assume responsibility for technical inaccuracies or omissions. Specifications are subject to change without notice.