



IXARC Absolute Rotary Encoder

OCD-S6D1B-1416-C100-PAP



Interface

Interface	SSI with Preset + Incremental Push Pull
Optional Incremental Pulses	8192
Manual Functions	Preset + complement via cable or connector
Interface Cycle Time	$\geq 25 \mu\text{s}$

Outputs

Output Driver	SSI (RS422) / Incr. (Push Pull)
Output Incremental	A, /A, B, /B, Z, /Z
Quadrature Phasing	$90^\circ \pm 4.5^\circ$ electrical
Max. Frequency Response	2 MHz

Electrical Data

Supply Voltage	10 - 30 VDC
Power Consumption	$\leq 1.5 \text{ W}$
Start-Up Time	$< 250 \text{ ms}$
Clock Input	RS 422, via Optocoupler
Clock Frequency	100 kHz - 2 MHz
Reverse Polarity Protection	Yes
Short Circuit Protection	Yes
EMC: Emitted Interference	DIN EN 61000-6-4
EMC: Noise Immunity	DIN EN 61000-6-2
MTTF	16.2 years @ 40 °C

Data Sheet

Printed at 27-09-2017 20:09

POSITAL

FRABA



Sensor

Technology	Optical
Resolution Singleturn	16 bit
Resolution Multiturn	14 bit
Multiturn Technology	Mechanical Gearing (no Battery)
Accuracy (INL)	$\pm 0.0220^\circ$ (14 - 16 bit), $\pm 0.0439^\circ$ (≤ 13 bit)
Sense Signal (Default)	Clockwise shaft movement (front view on shaft)
Code	Binary
Incremental Pulses	8192

Environmental Specifications

Protection Class (Shaft)	IP65
Protection Class (Housing)	IP66/IP67
Operating Temperature	-40 °C (-40 °F) - +85 °C (+185 °F)
Humidity	98% RH, no condensation

Mechanical Data

Housing Material	Steel
Housing Coating	Wet coating (RAL 9006 White Aluminium) + Cathodic corrosion protection (>720 h salt spray resistance)
Flange Type	Clamp, \varnothing 58 mm (C)
Flange Material	Aluminum
Shaft Type	Solid, Single Flat, Length = 20 mm
Shaft Diameter	\varnothing 10 mm (0.39")
Shaft Material	Stainless Steel V2A (1.4305, 303)
Max. Shaft Load	Axial 40 N, Radial 110 N
Minimum Mechanical Lifetime (10^8 revolutions with Fa/Fr)	430 (20 N / 40 N), 150 (40 N / 60 N), 100 (40 N / 80 N), 55 (40 N / 110 N)
Rotor Inertia	≤ 30 gcm ² [≤ 0.17 oz-in ²]
Friction Torque	≤ 3 Ncm @ 20 °C (4.2 oz-in @ 68 °F)
Max. Permissible Mechanical Speed	≤ 12000 1/min
Shock Resistance	≤ 100 g (half sine 6 ms, EN 60068-2-27)
Permanent Shock Resistance	≤ 10 g (half sine 16 ms, EN 60068-2-29)
Vibration Resistance	≤ 10 g (10 Hz - 1000 Hz, EN 60068-2-6)
Length	52,7 mm (2.07")
Weight	290 g (0.64 lb)

Data Sheet

Printed at 27-09-2017 20:09

POSITAL

FRABA

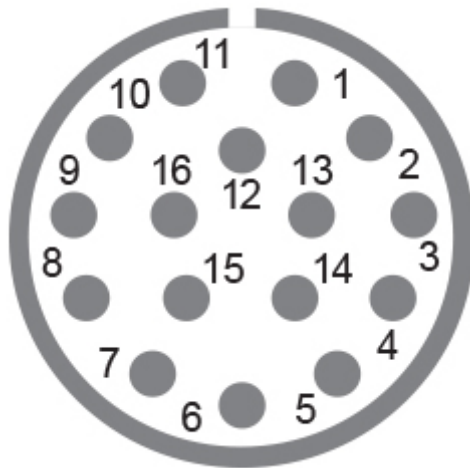


Electrical Connection

Connection Orientation	Axial
Connector	M23, Male, 16 pin

Certification

Approval	CE + cULus listed, Industrial Control Equipment
Product Life Cycle	Established



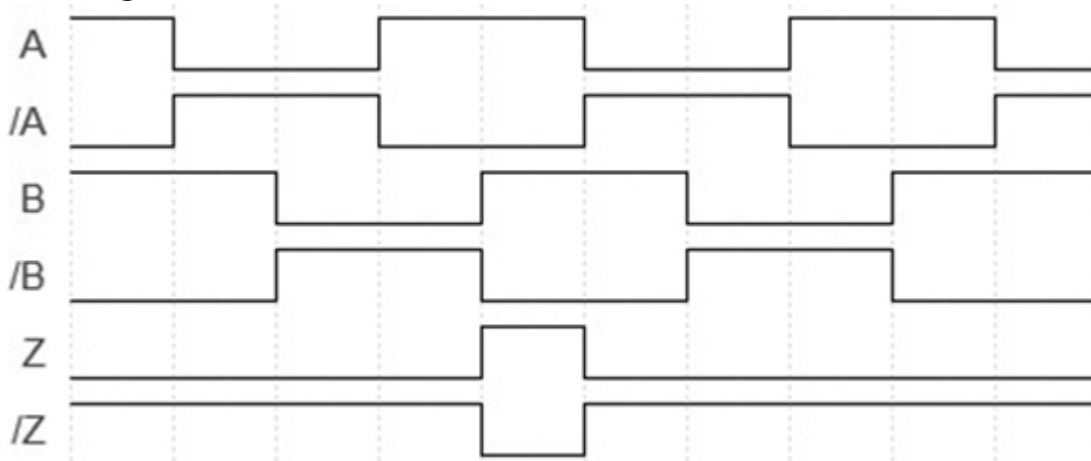
Connection Plan

SIGNAL	PIN NUMBER
Power Supply	11
GND	12
Data+	3
Data-	4
Clock+	2
Clock-	1
DIR	8
Preset	9
A	5
/A	6
B	7
/B	10
Z	13
/Z	14
Shielding	Housing

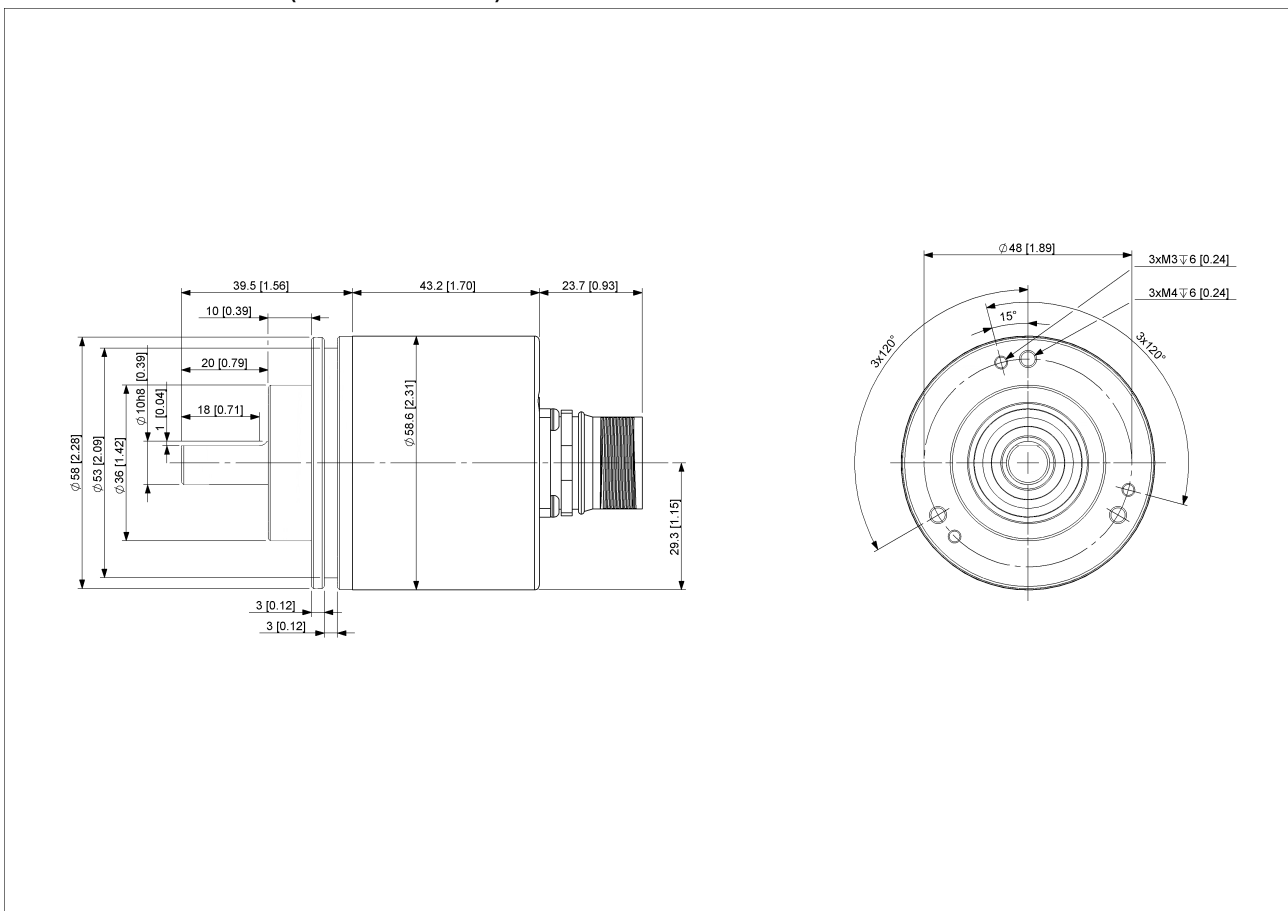


Connector-View on Encoder

Pulse Diagram



Rotation Clockwise (seen on shaft)



[2D Drawing](#)



Accessories

Connectors & Cables

5m PVC Cable, 16pin, f
1m PVC Cable, 16pin, f
2m PVC Cable, 16pin, f
10m PVC Cable, 16pin, f
M23, 16pin, Female
More

Clamp Disc w/ Eccentric Hole-4pcs
Clamp Disc w/ Centred Hole-4pcs

Coupling Disc Type-10-12
Coupling Bellow Type-10-10
Coupling Bellow Type-06-10
Coupling Bellow Type-08-10
Coupling Bellow Type-10-12
Coupling Bellow Type-10-(1/4")
Coupling Bellow Type-10-(3/8")
Coupling Jaw Type-06-10
Coupling Jaw Type-08-10
Coupling Jaw Type-10-12
Coupling Jaw Type-10-(1/4")
Coupling Jaw Type-10-(3/8")
Coupling Jaw Type-10-10
Coupling Disc Type-06-10
Coupling Disc Type-10-10
More

Mounting Bracket for Clamping Flange w/ fixtures
L Mounting Bracket w/ screws
Mounting Bracket Spring Loaded f. Clamping Flange

Contact

POSITAL

FRABA



POSITAL
Contact Us

The picture and drawing are for general presentation purposes only. Please refer to the "Download" section for detailed technical drawings. All dimension in [inch] mm. © FRABA B.V., All rights reserved. We do not assume responsibility for technical inaccuracies or omissions. Specifications are subject to change without notice.