



POSITAL

FRABA

IXARC Incremental Encoder

UCD-IPT00-00256-G10G-PRQ



Interface

Interface	Programmable Incremental
Programming Functions	PPR (1-16384), Output, Counting Direction
Configuration Tool	UBIFAST Configuration Tool (Version \geq 1.6.3)

Outputs

Output Driver	RS 422 (TTL)
Quadrature Phasing	$90^\circ \pm 4.5^\circ$ electrical
Output Voltage High Level Push-Pull (HTL)	$> 4 \text{ V}$ @ 4.75-9 V Supply Voltage $> 3 \text{ V}$ @ 9-30 V Supply Voltage
Output Voltage Low Level Push-Pull (HTL)	$< 0.5 \text{ V}$
Output Voltage High Level RS422 (TTL)	$> 4 \text{ V}$
Output Voltage Low Level RS422 (TTL)	$< 0.5 \text{ V}$
Maximum Frequency Response	1 MHz
Maximum Switching Current	50 mA per Channel

Electrical Data

Supply Voltage	4.75 - 30 VDC
Current Consumption	$\leq 140 \text{ mA}$ @ 5V DC, $\leq 70 \text{ mA}$ @ 10V DC, $\leq 40 \text{ mA}$ @ 24V DC
Power Consumption	$\leq 1.0 \text{ W}$
Start-Up Time	$< 250 \text{ ms}$
Min. Load Resistance	120 Ω

Data Sheet

Printed at 15-02-2018 16:02



POSITAL

FRABA

Reverse Polarity Protection	Yes
Short Circuit Protection	Yes
EMC: Emitted Interference	DIN EN 61000-6-4
EMC: Noise Immunity	DIN EN 61000-6-2
MTTF	280 years @ 40 °C

Sensor

Technology	Magnetic
Accuracy (INL)	$\pm 0.0878^\circ$ (≤ 12 bit)
Duty Cycle	$180^\circ \pm 27^\circ$ (Speed > 100RPM)
Phase Angle	$90^\circ \pm 14^\circ$ (Speed > 100RPM)

Environmental Specifications

Protection Class (Shaft)	IP68/IP69K
Protection Class (Housing)	IP68/IP69K
Operating Temperature	-40 °C (-40 °F) - +85 °C (+185 °F)
Humidity	98% RH, no condensation

Mechanical Data

Mechanical Data

Housing Material	Stainless Steel V4A (1.4404, 316 L)
Housing Coating	No Coating
Flange Type	Synchro, \varnothing 42 mm Heavy Duty
Flange Material	Stainless steel V4A (1.4404, 316 L)
Shaft Type	Solid, Length = 20 mm
Shaft Diameter	\varnothing 10 mm (0.39")
Shaft Material	Stainless Steel V4A (1.4112, 440 B), hardened
Max. Shaft Load	Axial 300 N, Radial 300 N
Friction Torque	≤ 3 Ncm @ 20 °C (4.2 oz-in @ 68 °F)
Max. Permissible Mechanical Speed	≤ 6000 1/min
Shock Resistance	≤ 200 g (half sine 11 ms, EN 60068-2-27)
Permanent Shock Resistance	≤ 30 g (half sine 16 ms, EN 60068-2-29)
Vibration Resistance	≤ 30 g (10 Hz - 1000 Hz, EN 60068-2-6)
Length	69 mm (2.72")
Weight	360 g (0.79 lb)



POSITAL

FRABA

Minimum Mechanical Lifetime
(10^8 revolutions with Fa/Fr)

7.6 (300N / 300 N), 10 (270 N / 270 N), 200 (100 N / 100 N)

Electrical Connection

Connection Orientation

Radial

Connector

M12, Male, 8 pin, a coded

Certification

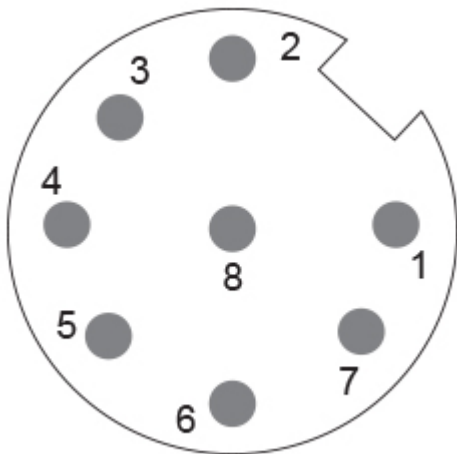
Approval

CE + cULus listed, Industrial Control Equipment

Product Life Cycle

Product Life Cycle

Established



Connection Plan

SIGNAL	PIN NUMBER
A	3
/A	4
B	5
/B	6
Z	7
/Z	8
Power Supply	2
GND	1
Shielding	Connector housing

Connector-View on Encoder

Data Sheet

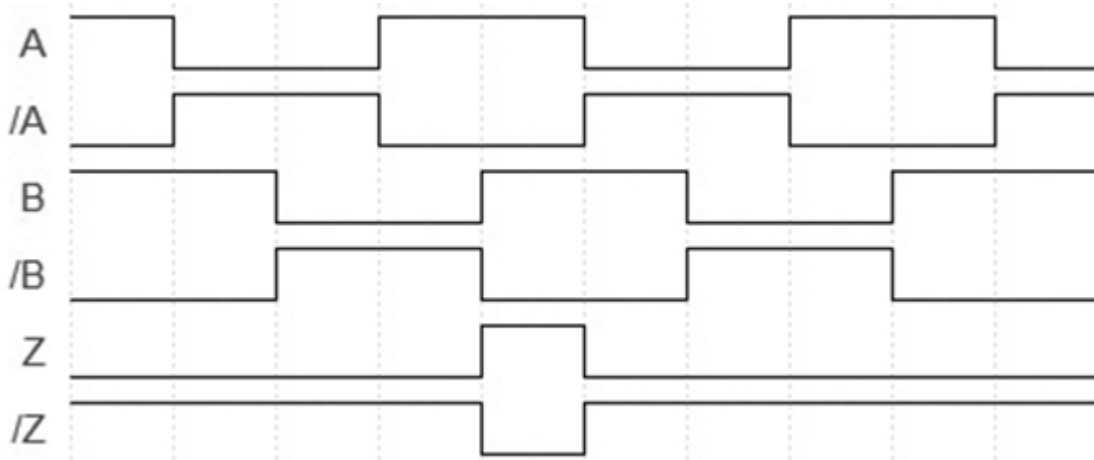
Printed at 15-02-2018 16:02



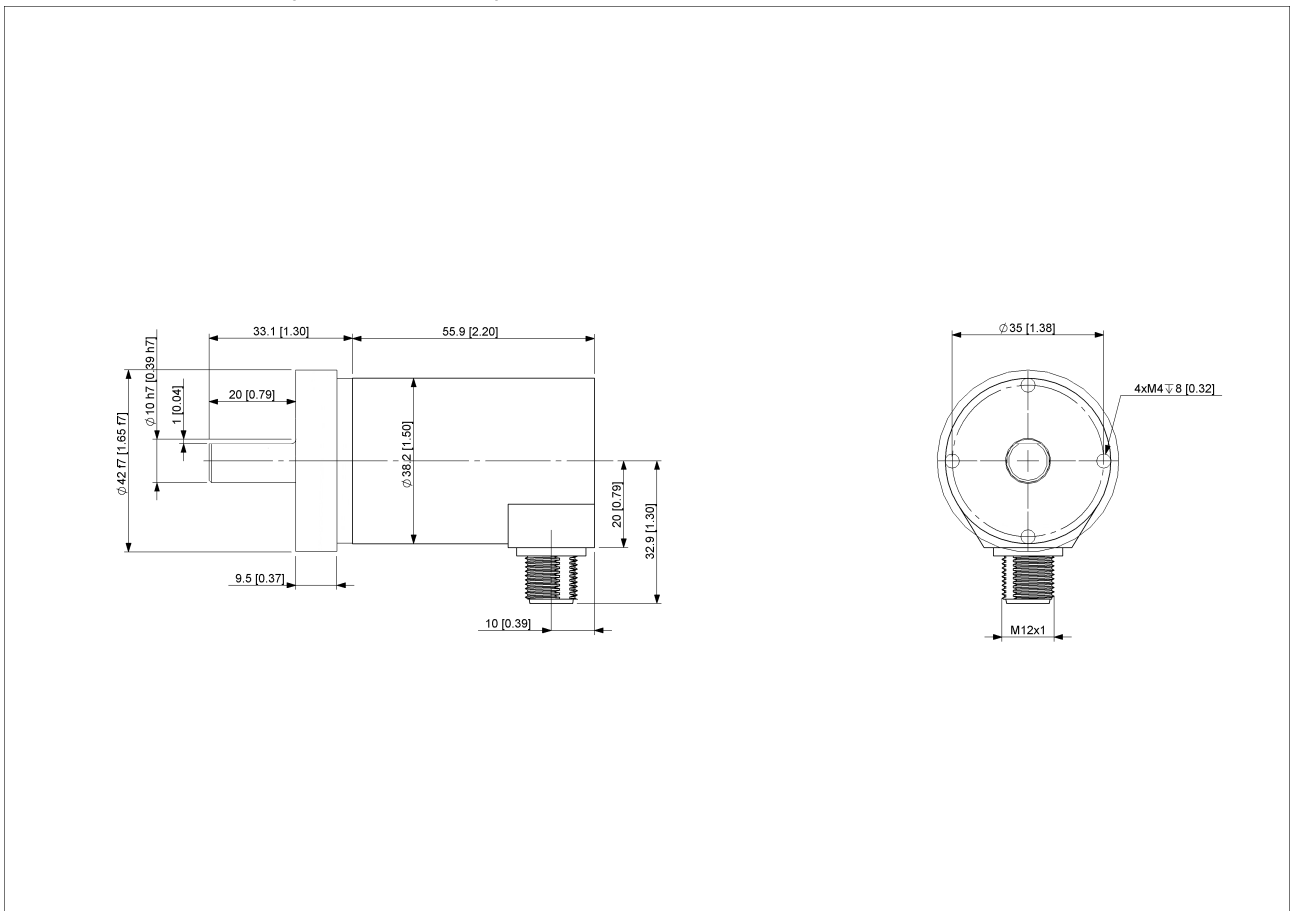
POSITAL

FRABA

Pulse Diagram



Rotation Clockwise (seen on shaft)



[2D Drawing](#)

Accessories

Configuration/Programming Tools

Data Sheet

Printed at 15-02-2018 16:02



POSITAL

FRABA

UBIFAST Configuration Tool

Connectors & Cables

5m PUR Cable, 8pin, A-Coded, f

10m PUR Cable, 8pin, A-Coded, f

2m PUR Cable, 8pin, A-Coded, f

10m PUR Cable, 8pin, A-Coded, f

M12, 8pin A-Coded, Female

More

Couplings

Coupling Disc Type-10-12

Coupling Bellow Type-10-10

Coupling Bellow Type-06-10

Coupling Bellow Type-08-10

Coupling Bellow Type-10-12

Coupling Bellow Type-10-(1/4")

Coupling Bellow Type-10-(3/8")

Coupling Jaw Type-06-10

Coupling Jaw Type-08-10

Coupling Jaw Type-10-12

Coupling Jaw Type-10-(1/4")

Coupling Jaw Type-10-(3/8")

Coupling Jaw Type-10-10

Coupling Disc Type-06-10

Coupling Disc Type-10-10

More

Displays

AP20-00 Counter

AP20-D0 Counter (4 dig. o/p)

AP20-0A Counter (analog o/p)

AP20-DA Counter (4 dig. + analog o/p)

DiMod Counter (Relay o/p)

More

Contact



Contact Us

Data Sheet

Printed at 15-02-2018 16:02



POSITAL

FRABA

The picture and drawing are for general presentation purposes only. Please refer to the "Download" section for detailed technical drawings. All dimension in [inch] mm. © FRABA B.V., All rights reserved. We do not assume responsibility for technical inaccuracies or omissions. Specifications are subject to change without notice.