



POSITAL

FRABA

IXARC Incremental Encoder UCD-IPT00-00256-V6S0-PRQ



Interface

Interface	Programmable Incremental
Programming Functions	PPR (1-16384), Output, Counting Direction
Configuration Tool	UBIFAST Configuration Tool (Version \geq 1.6.3)

Outputs

Output Driver	RS 422 (TTL)
Quadrature Phasing	$90^\circ \pm 4.5^\circ$ electrical
Output Voltage High Level Push-Pull (HTL)	$> 4 \text{ V}$ @ 4.75-9 V Supply Voltage $> 3 \text{ V}$ @ 9-30 V Supply Voltage
Output Voltage Low Level Push-Pull (HTL)	$< 0.5 \text{ V}$
Output Voltage High Level RS422 (TTL)	$> 4 \text{ V}$
Output Voltage Low Level RS422 (TTL)	$< 0.5 \text{ V}$
Maximum Frequency Response	1 MHz
Maximum Switching Current	50 mA per Channel

Electrical Data

Supply Voltage	4.75 - 30 VDC
Current Consumption	$\leq 140 \text{ mA}$ @ 5V DC, $\leq 70 \text{ mA}$ @ 10V DC, $\leq 40 \text{ mA}$ @ 24V DC
Power Consumption	$\leq 1.0 \text{ W}$
Start-Up Time	$< 250 \text{ ms}$
Min. Load Resistance	120 Ω

Data Sheet

Printed at 15-02-2018 17:02



POSITAL

FRABA

Reverse Polarity Protection	Yes
Short Circuit Protection	Yes
EMC: Emitted Interference	DIN EN 61000-6-4
EMC: Noise Immunity	DIN EN 61000-6-2
MTTF	280 years @ 40 °C

Sensor

Technology	Magnetic
Accuracy (INL)	$\pm 0.0878^\circ$ (≤ 12 bit)
Duty Cycle	$180^\circ \pm 27^\circ$ (Speed > 100RPM)
Phase Angle	$90^\circ \pm 14^\circ$ (Speed > 100RPM)

Environmental Specifications

Protection Class (Shaft)	IP65
Protection Class (Housing)	IP65
Operating Temperature	-40 °C (-40 °F) - +85 °C (+185 °F)
Humidity	98% RH, no condensation

Mechanical Data

Mechanical Data

Housing Material	Steel
Housing Coating	Cathodic corrosion protection (>720 hrs salt spray resistance)
Flange Type	Blind Hollow, $\varnothing 36$ mm / $\varnothing 42$ mm
Flange Material	Aluminum
Shaft Type	Blind Hollow, Depth = 18 mm
Shaft Diameter	$\varnothing 6$ mm (0.24")
Shaft Material	Stainless Steel V2A (1.4305, 303)
Friction Torque	≤ 3 Ncm @ 20 °C (4.2 oz-in @ 68 °F)
Max. Permissible Mechanical Speed	≤ 12000 1/min
Shock Resistance	≤ 100 g (half sine 6 ms, EN 60068-2-27)
Permanent Shock Resistance	≤ 10 g (half sine 16 ms, EN 60068-2-29)
Vibration Resistance	≤ 10 g (10 Hz - 1000 Hz, EN 60068-2-6)
Length	50,2 mm (1.98")
Weight	140 g (0.31 lb)



POSITAL

FRABA

Electrical Connection

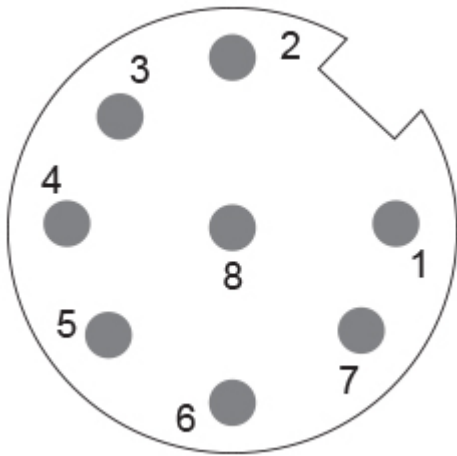
Connection Orientation	Radial
Connector	M12, Male, 8 pin, a coded

Certification

Approval	CE + cULus listed, Industrial Control Equipment
----------	---

Product Life Cycle

Product Life Cycle	Established
--------------------	-------------



Connection Plan

SIGNAL	PIN NUMBER
A	3
/A	4
B	5
/B	6
Z	7
/Z	8
Power Supply	2
GND	1
Shielding	Connector housing

Connector-View on Encoder

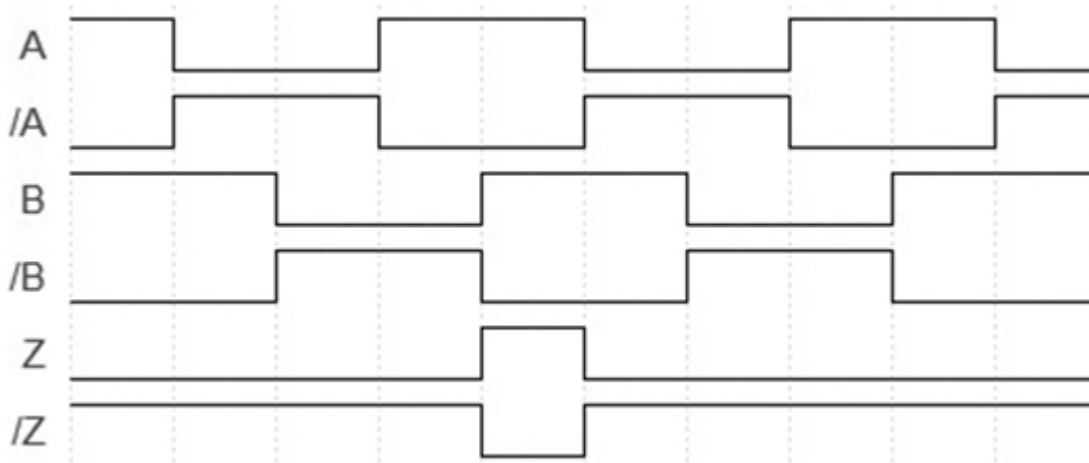
Pulse Diagram

Data Sheet
Printed at 15-02-2018 17:02

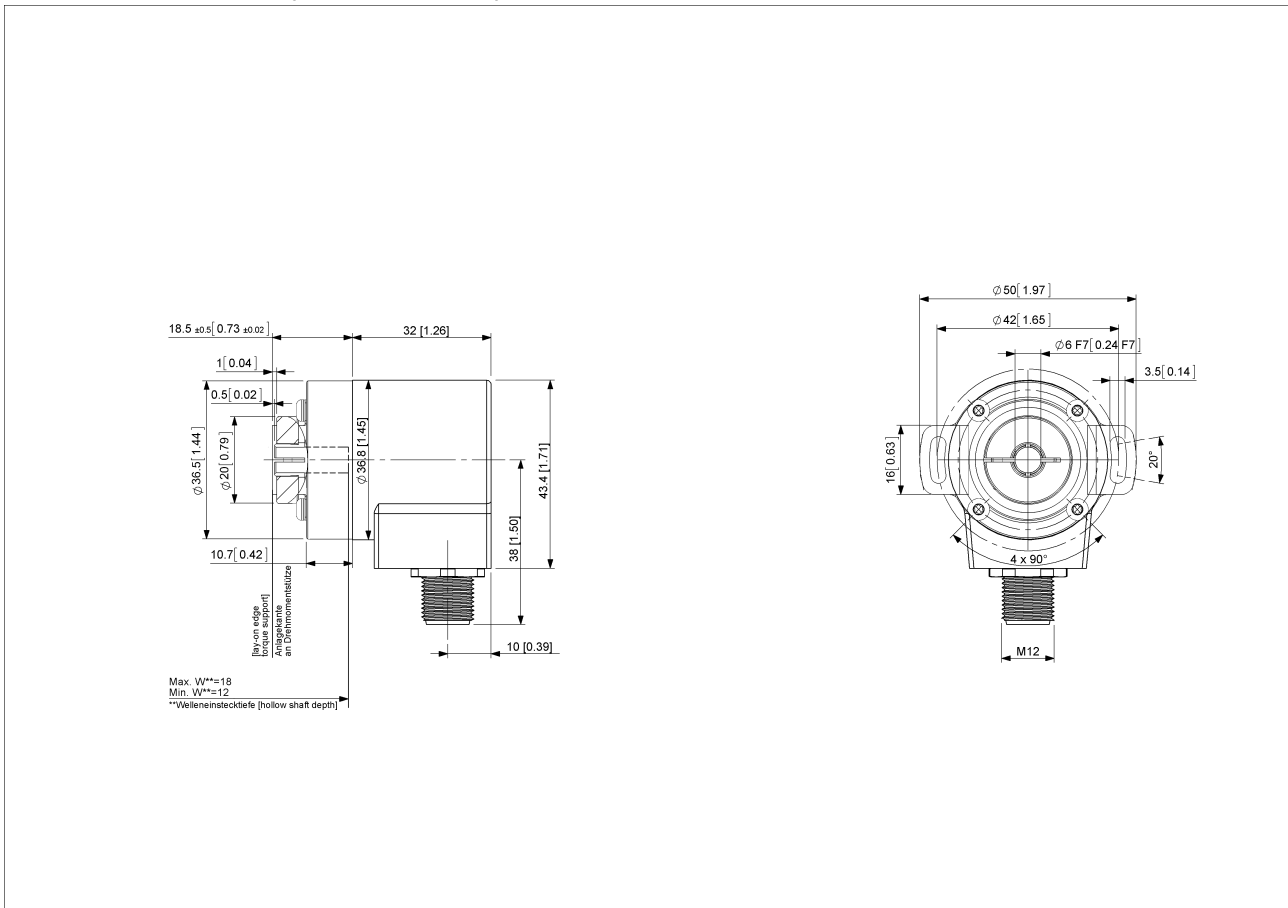


POSITAL

FRABA



Rotation Clockwise (seen on shaft)



[2D Drawing](#)

Accessories

Configuration/Programming Tools
UBIFAST Configuration Tool

Data Sheet
Printed at 15-02-2018 17:02



POSITAL

FRABA

Connectors & Cables

5m PUR Cable, 8pin, A-Coded, f

10m PUR Cable, 8pin, A-Coded, f

2m PUR Cable, 8pin, A-Coded, f

10m PUR Cable, 8pin, A-Coded, f

M12, 8pin A-Coded, Female

More

Displays

AP20-00 Counter

AP20-D0 Counter (4 dig. o/p)

AP20-0A Counter (analog o/p)

AP20-DA Counter (4 dig. + analog o/p)

DiMod Counter (Relay o/p)

More

Clamping Rings

Clamping Ring V06

Contact



Contact Us

The picture and drawing are for general presentation purposes only. Please refer to the "Download" section for detailed technical drawings. All dimension in [inch] mm. © FRABA B.V., All rights reserved. We do not assume responsibility for technical inaccuracies or omissions. Specifications are subject to change without notice.

Data Sheet

Printed at 15-02-2018 17:02