

Item description

Note:

All connectors for mounted installations (snap-in versions for lighting fixtures or devices, all types of PCB and distribution connectors) are factory-equipped with locking levers to ensure plugs and sockets are securely locked. Additional locking levers are only required for flying leads (plug /socket).

Other variants can be requested via the WAGO sales department or, if necessary, configured at <https://configurator.wago.com/>: Other pole markings

Data

Electrical data

Ratings per IEC/EN 60664-1

Rated voltage (III / 3)	400 V
Rated impulse voltage (III / 3)	6 kV
Rated current	25 A
Legend (ratings)	(III / 3) ≙ Overvoltage category III / Pollution degree 3



Connection data

Connection technology	Push-in CAGE CLAMP®
Actuation type	Operating tool Push-in
Nominal cross section	4 mm ²
Solid conductor	0.5 ... 4 mm ² / 20 ... 12 AWG
Solid conductor, push-in termination	1.5 ... 4 mm ² / 16 ... 12 AWG
Stranded conductor	0.5 ... 2.5 mm ² / 20 ... 14 AWG
Fine-stranded conductor	0.5 ... 4 mm ² / 20 ... 12 AWG
Fine-stranded conductor with ferrule with plastic collar	0.25 ... 1.5 mm ² / 20 ... 16 AWG
Fine-stranded conductor with ferrule without plastic collar	0.25 ... 2.5 mm ² / 20 ... 14 AWG
Fine-stranded conductor with ferrule, push-in termination, from	1.5 mm ² / 16 AWG
Strip length	9 mm / 0.35 Inch
Note (strip length)	see also packaging or instructions
No. of poles	4
Total number of connection points	8
Total number of potentials	4
Conductor entry direction to mating direction	0°

Geometrical Data

Pin spacing	10 mm (0.394 inch)
Width	40 mm / 1.575 inch
Height	12.9 mm / 0.508 inch
Depth	37.5 mm / 1.476 inch

Mechanical data

Coding	B
Mating force of a plug-in connection	approx. 20 ... 70 N (depending on pole number)
Retention force of a plug-in connection	when locked: > 80N
Unmating force of a plug-in connection	when unlocked: approx. 20 ... 70 N (depending on pole number)
Marking	1 2 3
Degree of protection	IP20
Potential marking	1 2 3

Plug connection

Contact type (pluggable connector)	Female connector/socket
Connector connection type	for conductors
Locking of plug-in connection	locking lever
Locking lever	no

Material Data

Color	light green
Insulating material	Polyamide 66 (PA 66)
Flammability class per UL94	V0
Clamping spring material	Chrome nickel spring steel (CrNi)
Contact material	Copper or copper alloy, surface-treated
Fire load	0.211 MJ
Weight	12.62 g

Environmental Requirements


Surrounding air (operating) temperature	-35 ... 85 °C
---	---------------

Commercial data

Country of origin	DE
GTIN	4050821555766
Customs Tariff No.	85366990990





Approvals / Certificates

UL-Approvals

Logo	Approval	Certificate name
	cURus Underwriters Laboratories Inc.	E45171 Sec. 9

Compatible products

Strain relief plate

	Item no.: 770-504 Strain relief housing; 4-pole; for 2 cables; 9.0 ... 13.0 mm; 55 mm	www.wago.com/770-504
	Item no.: 770-504/023-000 Strain relief housing; 4-pole; for 2 cables; 5.0 ... 9.0 mm; 55 mm	www.wago.com/770-504/023-000
	Item no.: 770-514 Strain relief housing; 4-pole; for 2 cables; 9.0 ... 13.0 mm; 55 mm	www.wago.com/770-514
	Item no.: 770-514/023-000 Strain relief housing; 4-pole; for 2 cables; 5.0 ... 9.0 mm; 55 mm	www.wago.com/770-514/023-000

protection

Item no.: 770-201	www.wago.com/770-201
-------------------	--

Lockout cap; for socket; 12-pole; separable

Item no.: 770-221

Lockout cap; for socket; 12-pole; separable

www.wago.com/770-221

Locking lever

Item no.: 770-101

Locking lever; manually operated; for "flying leads"

www.wago.com/770-101



Item no.: 770-111

Locking lever; tool operated; for "flying leads"

www.wago.com/770-111



Item no.: 770-121

Locking lever; manually operated; for "flying leads"

www.wago.com/770-121



Item no.: 770-131

Locking lever; tool operated; for "flying leads"

www.wago.com/770-131

Marking accessories



Item no.: 770-450

Marker card; for manual marking

www.wago.com/770-450



Item no.: 770-450/000-001

Marker card; for manual marking

www.wago.com/770-450/000-001



Item no.: 770-450/000-002

Marker card; for manual marking

www.wago.com/770-450/000-002



Item no.: 770-450/000-005

Marker card; for manual marking

www.wago.com/770-450/000-005



Item no.: 770-450/000-006

Marker card; for manual marking

www.wago.com/770-450/000-006



Item no.: 770-450/000-012

Marker card; for manual marking

www.wago.com/770-450/000-012

tools



Item no.: 210-720

Operating tool with partially insulated shaft; Type 2, blade (3.5 x 0.5) mm

www.wago.com/210-720

Downloads

Documentation

Bid Text

770-264/073-000

Feb 8, 2016

DOC

Download



25.1 kB

smartDATA

CAD data

3D Download 770-264/073-000

URL

Download

Subject to changes.

WAGO Kontakttechnik GmbH & Co. KG

Hansastr. 27

32423 Minden

Phone: +49571 887-0 | Fax: +49571 887-169

Email: info.de@wago.com | Web: www.wago.com

Do you have any questions about our products?

We are always happy to take your call at +49 (571) 887-44222.