

### Item description

#### Note:

All connectors for mounted installations (snap-in versions for lighting fixtures or devices, all types of PCB and distribution connectors) are factory-equipped with locking levers to ensure plugs and sockets are securely locked. Additional locking levers are only required for flying leads (plug /socket).

Other variants can be requested via the WAGO sales department or, if necessary, configured at <https://configurator.wago.com/>: Other pole markings

### Data

#### Electrical data

#### Ratings per IEC/EN 60664-1

Rated voltage (III / 3)	250 V
Rated impulse voltage (III / 3)	4 kV
Rated current	25 A
Legend (ratings)	(III / 3) ≙ Overvoltage category III / Pollution degree 3



## Connection data

Connection technology	Push-in CAGE CLAMP®
Actuation type	Operating tool Push-in
Nominal cross section	4 mm <sup>2</sup>
Solid conductor	0.5 ... 4 mm <sup>2</sup> / 20 ... 12 AWG
Solid conductor, push-in termination	1.5 ... 4 mm <sup>2</sup> / 16 ... 12 AWG
Stranded conductor	0.5 ... 2.5 mm <sup>2</sup> / 20 ... 14 AWG
Fine-stranded conductor	0.5 ... 4 mm <sup>2</sup> / 20 ... 12 AWG
Fine-stranded conductor with ferrule with plastic collar	0.25 ... 1.5 mm <sup>2</sup> / 20 ... 16 AWG
Fine-stranded conductor with ferrule without plastic collar	0.25 ... 2.5 mm <sup>2</sup> / 20 ... 14 AWG
Fine-stranded conductor with ferrule, push-in termination, from	1.5 mm <sup>2</sup> / 16 AWG
Strip length	9 mm / 0.35 Inch
Note (strip length)	see also packaging or instructions
No. of poles	3
Total number of connection points	6
Total number of potentials	3
Conductor entry direction to mating direction	0°

## Geometrical Data

Pin spacing	10 mm (0.394 inch)
Width	30 mm / 1.181 inch
Height	12.9 mm / 0.508 inch
Depth	37.5 mm / 1.476 inch

## Mechanical data

Coding	B
Mating force of a plug-in connection	approx. 20 ... 70 N (depending on pole number)
Retention force of a plug-in connection	when locked: > 80N
Unmating force of a plug-in connection	when unlocked: approx. 20 ... 70 N (depending on pole number)
Marking	2 PE 1
Degree of protection	IP20
Potential marking	2 PE 1

## Plug connection

Contact type (pluggable connector)	Female connector/socket
Connector connection type	for conductors
Locking of plug-in connection	locking lever
Locking lever	no

## Material Data

Color	gray
Insulating material	Polyamide 66 (PA 66)
Flammability class per UL94	V0
Clamping spring material	Chrome nickel spring steel (CrNi)
Contact material	Copper or copper alloy, surface-treated
Fire load	0.162 MJ
Weight	9.565 g

## Environmental Requirements

Surrounding air (operating) temperature	-35 ... 85 °C
---	---------------

## Commercial data

Country of origin	DE
GTIN	4050821553243
Customs Tariff No.	85366990990





## Approvals / Certificates

### UL-Approvals

Logo	Approval	Certificate name
	cURus Underwriters Laboratories Inc.	E45171 Sec. 9

## Compatible products

### Locking lever

	<b>Item no.: 770-101</b> Locking lever; manually operated; for "flying leads"	<a href="http://www.wago.com/770-101">www.wago.com/770-101</a>
	<b>Item no.: 770-111</b> Locking lever; tool operated; for "flying leads"	<a href="http://www.wago.com/770-111">www.wago.com/770-111</a>
	<b>Item no.: 770-121</b> Locking lever; manually operated; for "flying leads"	<a href="http://www.wago.com/770-121">www.wago.com/770-121</a>
	<b>Item no.: 770-131</b> Locking lever; tool operated; for "flying leads"	<a href="http://www.wago.com/770-131">www.wago.com/770-131</a>

### protection

<b>Item no.: 770-201</b> Lockout cap; for socket; 12-pole; separable	<a href="http://www.wago.com/770-201">www.wago.com/770-201</a>
<b>Item no.: 770-221</b>	

Lockout cap; for socket; 12-pole; separable

[www.wago.com/770-221](http://www.wago.com/770-221)


---

**Marking accessories**


**Item no.: 770-450**  
Marker card; for manual marking

[www.wago.com/770-450](http://www.wago.com/770-450)

**Item no.: 770-450/000-001**  
Marker card; for manual marking

[www.wago.com/770-450/000-001](http://www.wago.com/770-450/000-001)

**Item no.: 770-450/000-002**  
Marker card; for manual marking

[www.wago.com/770-450/000-002](http://www.wago.com/770-450/000-002)

**Item no.: 770-450/000-005**  
Marker card; for manual marking

[www.wago.com/770-450/000-005](http://www.wago.com/770-450/000-005)

**Item no.: 770-450/000-006**  
Marker card; for manual marking

[www.wago.com/770-450/000-006](http://www.wago.com/770-450/000-006)

**Item no.: 770-450/000-012**  
Marker card; for manual marking

[www.wago.com/770-450/000-012](http://www.wago.com/770-450/000-012)


---

**Strain relief plate**


**Item no.: 770-503**  
Strain relief housing; 3-pole; for 2 cables; 8.0 ... 11.5 mm; 55 mm

[www.wago.com/770-503](http://www.wago.com/770-503)

**Item no.: 770-503/021-000**  
Strain relief housing; 3-pole; for 1 cable; 9.0 ... 13.0 mm; 71 mm

[www.wago.com/770-503/021-000](http://www.wago.com/770-503/021-000)

**Item no.: 770-503/023-000**  
Strain relief housing; 3-pole; for 2 cables; 4.5 ... 8.0 mm; 55 mm

[www.wago.com/770-503/023-000](http://www.wago.com/770-503/023-000)

**Item no.: 770-503/032-000**  
Strain relief housing; 3-pole; with locking clip; for 2 cables; 8.0 ... 11.5 mm; 55 mm

[www.wago.com/770-503/032-000](http://www.wago.com/770-503/032-000)

**Item no.: 770-503/035-000**  
Strain relief housing; 3-pole; with locking clip; for 1 cable; 7.0 ... 11.5 mm; 48 mm

[www.wago.com/770-503/035-000](http://www.wago.com/770-503/035-000)

**Item no.: 770-503/038-000**  
Strain relief housing; 3-pole; with locking clip; for 1 cable; 7.0 ... 11.5 mm; 48 mm

[www.wago.com/770-503/038-000](http://www.wago.com/770-503/038-000)

**Item no.: 770-513**  
Strain relief housing; 3-pole; for 1 cable; 8.0 ... 11.5 mm; 55 mm

[www.wago.com/770-513](http://www.wago.com/770-513)

**Item no.: 770-513/021-000**  
Strain relief housing; 3-pole; for 1 cable; 9.0 ... 13.0 mm; 71 mm

[www.wago.com/770-513/021-000](http://www.wago.com/770-513/021-000)



**Item no.: 770-513/023-000**  
Strain relief housing; 3-pole; for 2 cables; 4.5 ... 8.0 mm; 55 mm

[www.wago.com/770-513/023-000](http://www.wago.com/770-513/023-000)



**Item no.: 770-513/032-000**  
Strain relief housing; 3-pole; for 2 cables; 8.0 ... 11.5 mm; 55 mm

[www.wago.com/770-513/032-000](http://www.wago.com/770-513/032-000)



**Item no.: 770-513/035-000**  
Strain relief housing; 3-pole; with locking clip; for 1 cable; 7.0 ... 11.5 mm; 48 mm

[www.wago.com/770-513/035-000](http://www.wago.com/770-513/035-000)



**Item no.: 770-513/038-000**  
Strain relief housing; 3-pole; with locking clip; for 1 cable; 7.0 ... 11.5 mm; 48 mm

[www.wago.com/770-513/038-000](http://www.wago.com/770-513/038-000)

#### tools



**Item no.: 210-720**  
Operating tool with partially insulated shaft; Type 2, blade (3.5 x 0.5) mm

[www.wago.com/210-720](http://www.wago.com/210-720)



**Item no.: 770-383**  
Operating tool; 3-way

[www.wago.com/770-383](http://www.wago.com/770-383)

#### Downloads

##### Documentation

##### Bid Text

770-243/062-000	Feb 1, 2016	DOC 24.6 kB	Download
-----------------	-------------	----------------	----------

#### smartDATA

##### CAD data

3D Download 770-243/062-000	URL	Download
-----------------------------	-----	----------

Subject to changes.

WAGO Kontakttechnik GmbH & Co. KG  
Hansastr. 27  
32423 Minden  
Phone: +49571 887-0 | Fax: +49571 887-169  
Email: [info.de@wago.com](mailto:info.de@wago.com) | Web: [www.wago.com](http://www.wago.com)

Do you have any questions about our products?  
We are always happy to take your call at +49 (571) 887-44222.