



## Grade A/1 Duplex Patch Cord OM2 BIMMF, FIG.8



LC-LC



SC-LC



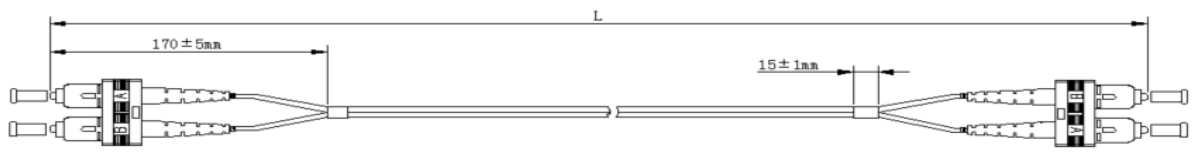
SC-SC

Technical Data	
<b>Standards Compliant</b>	
IEC 61300-3-4	IL , Each to reference
IEC 61300-3-6	RL , Each to reference
IEC 61300-3-16	3D 80%
IEC 61300-3-35	End face 100%
Test Wavelength	850nm/1300nm
<b>Chemical</b>	
RoHS 3.0(EU)2015/863	REACH (SVHC 219)
<b>Transmission Characteristics</b>	
Insertion Loss	97% ≤0.25dB ; Mean≤0.12dB
Return Loss	≥30dB
Minimum Quality Class	Grade A/1 according to IEC-61753-222-2
<b>Connector</b>	
SC Connector	IEC 61754-4
LC Connector	IEC 61754-20
<b>Materials</b>	
SC Connector housing	PBT
LC Connector housing	PEI
Ferrule	Ceramic
Boot	TPV
Flame retardant	UL94V-0
<b>Patch Cable</b>	
ISO/IEC 11801:2017	OM2
ITU Standard	ITU-T G.651.A1a
IEC Standard	A1a.1(IEC60793-2-10)

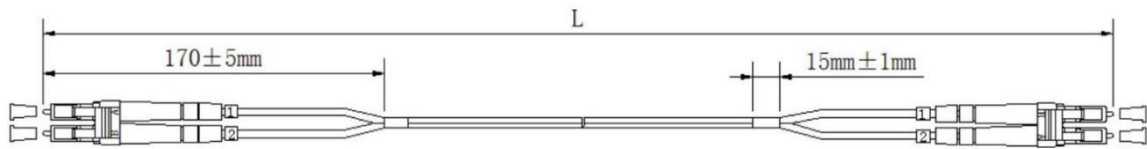
## Grade A/1 Duplex Patch Cord OM2 BIMMF, FIG.8

Specification							
Cable Structure		Duplex/Fig.8					
Outer Jacket		LSZH					
		IEC60754-2(Halogen free), IEC 61034(Low smoke) , IEC60332-1(Flame retardant)					
OD		3.0(±0.1)*6.0(±0.2)mm; 2.0(±0.1)*4.0(±0.2)mm					
Testing		100% tested and with individual measurement report					
Colour of cable		Orange					
Fiber Quality		Class A					
Mechanical characteristics							
Min. Bending radius		1 Circle,7.5mm radius					
Max Tension		160N					
Tensile Performance	Short term	N	40				
	Long term	N	40				
Crush Performance	Short term	N/100mm	500				
	Long term	N/100mm	200				
Mechanical Endurance		<0.2dB change			500mattings		
Environmental conditions							
Operating Temperature		-20 - 75 ° C					
Storage Temperature		-20 - 85 ° C					
Classification ISO/IEC 11801		OS2	OM2	OM3	OM4	OM5	
Attenuation Coefficient (dB/km)	1310nm	0.35	850nm	3.5	3.5	3.5	
	1500nm	0.21	1300nm	1.5	1.5	1.5	

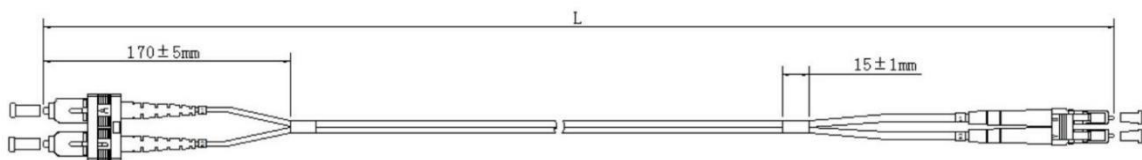
# Grade A/1 Duplex Patch Cord OM2 BIMMF, FIG.8



SC-SC



LC-LC



SC-LC


Length(mm)	≤ 1000	1000 < L ≤ 10000	> 10000
Tolerance	+50/-0	+100/-0	+1%/-0

Connector	Shell Color	Boot Color
SC	Beige	Black/Red
LC	Beige	White

## Grade A/1 Duplex Patch Cord OM2 BIMMF, FIG.8



Cable Structure Diagram



B/N

1650917	Duplex LC-LC 1m
1650915	Duplex LC-LC 2m
1650916	Duplex LC-LC 3m