

**NEW**

**COSINUS**<sup>®</sup>  
MESSTECHNIK GMBH

**KEW SNAP 2009R**

**CAT.IV 600V**

CE **TRUERMS**



TRUE RMS	CAT. IV 600V
φ55	MAX 2000A
DC AC A	DC AC V
Ω	Continuity
Hz	PEAK 10ms
AVG	OUT PUT

- **Designed to meet international safety standard IEC 61010-1 CAT. IV 600V.**
- **CAT.IV Clamp Meter can measure the Voltage and Current in both very low and high power circuits.**
- **Provides a wide measuring range from 0 up to 2000A AC/DC.**
- **Accurate True-RMS reading of AC current or voltage with distorted waveform.**
- **Measures current and voltage variation as short as 10 msec with peak-hold feature.**
- **AVERAGE function to allow for easy reading of fluctuating current or voltage.**
- **Provides output to a recorder for current variation recording.**

## Specifications

KEW 2009R	
AC A	400.0/2000A ±1.3%rdg±3dgt(0~400A, 150~1700A)(45~66Hz) ±2.0%rdg±5dgt(0~400A, 150~1700A)(20Hz~1kHz) ±2.3%rdg±3dgt(1701~2000A)(45~66Hz)
DC A	400.0/2000A ±1.3%rdg±2dgt
AC V	40.00/400.0/750V ±1.0%rdg±3dgt(45~66Hz) ±1.5%rdg±5dgt(20Hz~1kHz)
DC V	40.00/400.0/1000V ±1.0%rdg±2dgt
Ω	400.0/4000Ω ±1.5%rdg±2dgt (Electronic protection (no fuse) up to 600V)
Continuity buzzer	Buzzer sounds below 20Ω
Hz	10.0~4000Hz ±1.5%rdg±5dgt (Input sensitivity Current:more than 40A Voltage:more than 10V)
Output	Recorder : DC400mV against AC/DC400.0A DC200mV against AC/DC2000A
Withstand voltage	6880V AC for 5 seconds
Conductor size	φ55mm max.
Applicable standards	IEC 61010-1 CAT.IV 600V CAT.III 1000V IEC 61010-031, IEC 61010-2-032 IEC 61326-1, IEC 61326-2-1
Power source	R6(1.5V)×2
Dimensions/Weight	250(L) × 105(W) × 49(D)mm / Approx. 540g(including batteries)
Accessories	7107(Test leads) 8201(Output plug) 9094(Carrying case) R6(AA)(1.5V) × 2, Instruction manual
Optional	8008(Multi-tran)(AC only) 7014(Output cord)




## Accessories



## Optional



## Selection Guide

	2009R	2003A	2002R	2002PA
	 <p><b>NEW</b></p> <p>TRUE RMS CAT.IV 600V φ55 MAX 2000A DC AC A DC AC V Ω Continuity Hz PEAK 10ms AVG OUT PUT</p>	 <p>CAT.IV 600V φ55 MAX 2000A DC AC A DC AC V Ω Continuity MAX HOLD OUT PUT</p>	 <p>photo : 2002R</p> <p>TRUE RMS-2002R φ55 MAX 2000A AC A DC AC V Ω Continuity PEAK 10ms OUT PUT</p>	
AC A	2000A	2000A	2000A	2000A
AC V	750V	750V	750V	750V
DC A	2000A	2000A	—	—
DC V	1000V	1000V	1000V	1000V
Ω	4000Ω	4000Ω	400kΩ	400kΩ
Continuity buzzer	●	●	●	●
Frequency	4000Hz	—	—	—
Data hold	●	●	●	●
Peak hold	●	—	●	●
MAX hold	—	●	—	—
Average	●	—	—	—
DC OUTPUT	●	●	●	●
True RMS	●	—	●	—
IEC 61010-1	CAT.IV 600V	CAT.IV 600V	CAT.III 600V	CAT.III 600V

**! Safety Warnings :** Please read the "Safety Warnings" in the instruction manual supplied with the instrument thoroughly and completely for correct use. Failure to follow the safety rules can cause fire, trouble, electrical shock, etc. Therefore, make sure to operate the instrument on a correct power supply and voltage rating marked on each instrument.



Cosinus Messtechnik GmbH  
Rotwandweg 4  
D-82024 Taufkirchen  
Tel 089-665594-0  
Fax 089-665594-30  
e-Mail: office@cosinus.de  
Internet: www.cosinus.de