

## Indoors


# Battery Operated Decoration

## Rattan decorative light 300

Item no. 1674558

## Rattan decorative light 220

Item no. 1674557



Polarlite®



Operating Instructions

### Intended use

This product is battery-operated and is designed to decorate indoor areas. It is powered by two AA batteries (not included). The product features a timer function and generates a flickering effect.

For safety and approval purposes, you must not rebuild and/or modify this product. Using the product for purposes other than those described above may damage the product. In addition, improper use can cause hazards such as a short circuit or fire. Read the instructions carefully and store them in a safe place. Make this product available to third parties only together with its operating instructions.

This product complies with statutory national and European regulations. All company and product names are trademarks of their respective owners. All rights reserved.

### Delivery content

- Rattan decorative light 300 or 200
- Operating Instructions

### Safety instructions

**Read the operating instructions and safety information carefully. If you do not follow the safety instructions and information on proper handling in this manual, we assume no liability for any resulting personal injury or damage to property. Such cases will invalidate the warranty/guarantee.**



### a) Persons / Product

- This product is not a toy. Keep it out of the reach of children and pets.
- Do not leave packaging material lying around carelessly, as it may become dangerous playing material for children.
- Check the product for damage before each use. If there are any signs of damage, discontinue use immediately.
- Protect the product from extreme temperatures, direct sunlight, strong jolts, high humidity, moisture, flammable gases, vapours and solvents.
- Do not place the product under any mechanical stress.
- If it is no longer possible to operate the product safely, stop using it and prevent unauthorized use. Safe operation can no longer be guaranteed if the product:
  - is visibly damaged,
  - is no longer working properly,
  - has been stored for extended periods in poor ambient conditions or
  - has been subjected to any serious transport-related stress.
- Always handle the product carefully. Jolts, impacts or a fall even from a low height may damage the product.
- The LED becomes warm during use. Keep the product away from flammable materials.
- This product is intended for indoor use only.
- Place the product in a location where nobody can trip over it, as this may cause an injury.
- Warning, LED light:
  - Do not look directly at the LED light!
  - Do not look into the beam directly or with optical instruments!
- Do not light the wick.

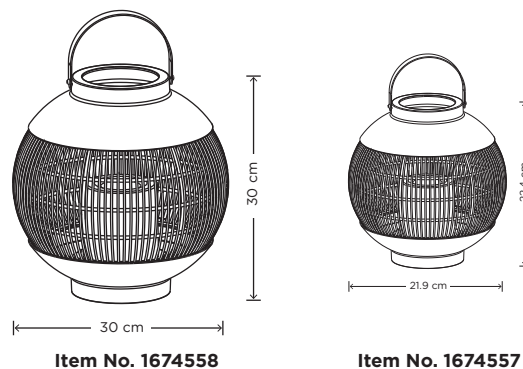
### b) Battery

- Ensure that the battery is inserted in the correct polarity.
- To prevent battery leakage, remove the battery when you do not plan to use the product for an extended period. Leaking or damaged batteries may cause acid burns when they come into contact with skin. Always use protective gloves when handling damaged batteries.
- Keep batteries out of the reach of children. Do not leave batteries lying around, as they constitute a choking hazard for children and pets.
- Replace all batteries at the same time. Mixing old and new batteries may cause the batteries to leak and damage the lantern.
- Batteries must not be dismantled, short-circuited or thrown into fire. Never recharge non-rechargeable batteries, as this may cause an explosion.

### c) Miscellaneous

- Maintenance, modifications and repairs must be done by a technician or an authorized repair center.
- If you have questions which remain unanswered by these operating instructions, contact our technical support service or other technical personnel.

## Product overview




## Operation

**The product must not be used in or under water.**

**Do not use the product when it is still in the packaging.**

**Do not hang objects on the product or cover the product.**

**Do not place the product near to sources of heat such as fireplaces or stoves.**



■ The LED is not dimmable and cannot be replaced.

1. Remove the product from the packaging.
2. Place the product on a dry horizontal surface such as a table or windowsill.
3. Remove the battery compartment cover.

4. Insert two AA batteries. We recommend using high-quality batteries. Ensure that the batteries are inserted in the correct polarity ("+" = positive; "-" = negative).
5. Replace the battery compartment cover.
6. To turn the light on and off, move the switch on the bottom of the product to the **ON** or **OFF** position.
7. The product comes with a timer function. The light turns on for approximately 5 hours, and then turns back on automatically after 19 hours.

Example: You switch on the light at 3:00 pm and move the switch to the **Timer 5<sup>h</sup> ON + 19<sup>h</sup> OFF** position. The light will turn on from 3:00 pm to 8:00 pm and then switch off automatically. It will turn back on again at 3:00 pm on the following day. This cycle is repeated provided that the on/off switch is set to the **TIMER** position and there is sufficient battery power remaining.

8. If you do not plan to use the product for an extended period, turn it off and remove the batteries.

## Replacing the batteries

■ Replace the batteries if the LED stops working.

- Ensure that the on/off switch is set to the **OFF** position before opening the battery compartment.
- Remove the battery compartment cover.
- Remove the used batteries.
- Insert two new AA-batteries. We recommend using high-quality batteries. Ensure that the batteries are inserted in the correct polarity ("+" = positive; "-" = negative).
- Close the battery compartment and ensure that it snaps into place.

## Care and cleaning

- Before cleaning the product, turn off the light and let it cool down sufficiently.
- Remove the batteries before cleaning the product.
- Do not use abrasive detergents, rubbing alcohol or other chemical solutions, as these may damage the casing or stop the product from functioning properly.
- Use a clean, dry, lint-free cloth to clean the product. To remove stubborn dirt, moisten the cloth slightly with water.
- Allow the product to dry out completely before using it again.

## Disposal

### a) Product



Electronic devices are recyclable waste and must not be placed in household waste. Always dispose of the product according to the relevant statutory regulations.



Remove any inserted batteries and dispose of them separately from the product.

### b) Batteries



You are required by law to return all used batteries. They must not be placed in household waste.

Batteries that contain hazardous substances are labelled with this symbol to indicate that disposal in household waste is forbidden. The abbreviations for heavy metals in batteries are: Cd = Cadmium, Hg = Mercury, Pb = Lead (indicated on the battery, e.g. below the waste icon on the left).

Used batteries can be returned to local collection points, our stores or battery retailers.

You thus fulfil your statutory obligations and contribute to the protection of the environment.

## Technical data

Item No.	1674558	1674557
Protection rating	IP20	
Power supply	2 x 1.5 V batteries, type AA	
Power consumption	0.06 W	
Battery life	approx. 400 hours / 2 months with timer	
Number of lights	1	
Lamp colour	Amber flicker light	
Operating conditions	0 to +40 °C, 0 - 90 % RH	
Storage conditions	0 to +40 °C, 0 - 90 % RH	
Dimensions (Ø x H)	30 x 30 cm	21.9 x 22.4 cm
Weight	1053 g	640 g

These operating instructions are published by CEI Conrad Electronic International (HK) Limited, 18th Floor, Tower 2, Nina Tower, No. 8 Yeung Uk Road, Tsuen Wan, New Territories, Hong Kong. All rights including translation reserved. Reproduction by any method (e.g. photocopying, microfilming, or the capture in electronic data processing systems) requires prior written approval from the editor. Reprinting, also in part, is prohibited. These operating instructions reflect the current technical specifications at the time of printing.

© Copyright 2018 by CEI Conrad Electronic International (HK) Limited