




# Power over Ethernet Injectors

The Anybus Power over Ethernet Injector makes it possible to supply an Anybus product, for example an Anybus WLAN Access point or Anybus Wireless Bolt RJ45, with power through an Ethernet cable. This removes the need for an additional power cable.



TECHNICAL SPECIFICATIONS		
Description	Anybus Power over Ethernet injector 100-240VAC	Anybus Power over Ethernet injector 12-57VDC
Order code	AWB4005-B	AWB4006-B
PoE (Power over Ethernet) standard	IEEE 802.3 af/at	IEEE 802.3 af/at
RJ45 Ethernet Port Input (Data, 10/100/1000 Base-T(x))	1	2
RJ45 Ethernet Port with P.S.E. Output (Data and power, 10/100/1000 Base-T(x))	1	2
Input Voltage	100-240 VAC (world connector kit with cable included)	12-57 VDC on 4-pin screw terminal block
Output Voltage and Power	56V / 630mA @ 35 watts	50V / 600mA, 30 Watts max. Per port
LED Power Indicator	-	PWR / Ready: 1 x LED Green On: Power is on and functioning normally.
LED PoE Indicators	1 x LED (power, error)	2 x LED Blue On: PoE Device Link Blue Blinking: Detecting PoE Device Blue Off : None PoE Device Detected
Short Circuit Protection	Yes	Yes
Overload Protection	Yes	Yes
High voltage protection	Yes	Yes
Mounting	Wall mount with screws	DIN rail + wall mount (included)
Weight	210 g	370g
Protection class	IP21	IP30
Storage temperature	-40 to 85 °C (-40 to 185 °F)	-40 to 80°C (-40 to 176°F)
Operating temperature	-25 to 60 °C (-13 to 140 °F)	-20 to 70°C (-4 to 158°F)
Housing	Plastic (PC)	Metal
Dimensions WxHxD	75 x 125 x 38	41 x 95 x 70
<b>CERTIFICATIONS</b>		
EMI	FCC Part 15, EN55022 class B	FCC Part 15, CISPR (EN55022) class A
EMS	EN61000-4-2 (ESD), EN61000-4-3 (RS), EN61000-4-4 (EFT), EN61000-4-5 (Surge), EN61000-4-6 (CS), EN61000-4-8, EN61000-4-11	EN61000-4-2 (ESD), EN61000-4-3 (RS), EN61000-4-4 (EFT), EN61000-4-5 (Surge), EN61000-4-6 (CS), EN61000-4-8, EN61000-4-11
Safety	UL 1950 / CSA 22.2 / TUV EN60950	EN60950-1
Shock	-	IEC60068-2-27
Free fall	-	IEC60068-2-32
Vibration	-	IEC60068-2-6