

circuit breaker VL800 UL; type MG (cat no. HMX3B700) non-interchangeable frame, with circuit breaker approval acc. to UL 489 high breaking capacity 3-pole, NEMA rating 65kA/480V, (molded case circuit breaker) trip unit TM, LI TA=40°C In=<= 700A, rated current II=3250...6500A short-circuit protection IR=700A ETU for line protection without connection accessories without auxiliary release without auxiliary/alarm switch



Model	
Type of the driving mechanism / motor drive	No
Design of the overcurrent release	TM
General technical data	
Number of poles	3
Size of the circuit-breaker	3VL6 UL
Electrical endurance (switching cycles) / typical	3 000

Usage category	A
Performance class for circuit breaker	N
Mechanical service life (switching cycles) / typical	10 000
Reference code / acc. to DIN 40719 extended according to IEC 204-2 / acc. to IEC 750	Q
Operating frequency / maximum	60 1/s

Voltage

Rated operational voltage U _e / max.	690 V
Insulation voltage	
• rated value	800 V
• at AC / rated value	800 V
Surge voltage resistance / rated value	8 kV
Operating voltage	
• rated value / maximum	690 V
• for main current circuit / at AC / at 50 Hz / acc. to UL 489 / maximum	600 V
• for main current circuit / at AC / at 50 Hz / maximum	690 V
• for main current circuit / at AC / at 60 Hz / acc. to UL 489 / maximum	600 V
• for main current circuit / at AC / at 60 Hz / maximum	690 V

Protection class

Protection class IP	IP20
Protective function of the overcurrent release	LI

Current

Operating current / at 45 °C / rated value	651 A
Continuous current / rated value	700 A
Derating temperature / for the rated value of the continuous current	50 °C
• acc. to UL 489	40 °C
Adjustable pick-up value current	
• of the current-dependent overload release / Full-scale value	700 A
• of instantaneous short-circuit trip unit / initial value	3 250 A
• of instantaneous short-circuit trip unit / Full-scale value	6 500 A

Main circuit

Operating frequency	
• 1 / rated value	50 Hz
• 2 / rated value	60 Hz

Operating current	
<ul style="list-style-type: none"> • at 40 °C / rated value • at 50 °C / rated value • at 55 °C / rated value • at 60 °C / rated value 	<p>700 A</p> <p>651 A</p> <p>602 A</p> <p>602 A</p>

Auxiliary circuit

Number of CO contacts / for auxiliary contacts	0
Number of NC contacts / for auxiliary contacts	0
Number of NO contacts / for auxiliary contacts	0

Suitability

Suitability for use	system protection
---------------------	-------------------

Adjustable parameters

Adjustable pick-up value current / of the current-dependent overload release / initial value	700 A
--	-------

Product details

Product component	
<ul style="list-style-type: none"> • Trip indicator • Auxiliary switch • Voltage trigger • undervoltage release • undervoltage release with leading contact 	<p>No</p> <p>No</p> <p>No</p> <p>No</p> <p>No</p>
Product extension / optional / motor drive	Yes

Product function

Product function	
<ul style="list-style-type: none"> • of thermal overload trip unit • Ground fault protection • for neutral conductors / Short-circuit and overload proof • Overload protection 	<p>fixed</p> <p>No</p> <p>No</p> <p>Yes</p>

Short circuit

Operational short-circuit current breaking capacity (Ics)	
<ul style="list-style-type: none"> • at 240 V / rated value • at 415 V / rated value • at 690 V / rated value 	<p>75 kA</p> <p>70 kA</p> <p>10 kA</p>
Maximum short-circuit current breaking capacity (Icu)	
<ul style="list-style-type: none"> • at 240 V / rated value • at 415 V / rated value • at 480 V / acc. to NEMA / rated value • at 600 V / acc. to NEMA / rated value 	<p>100 kA</p> <p>70 kA</p> <p>65 kA</p> <p>35 kA</p>

- at 690 V / rated value

20 kA

Connections





Arrangement of electrical connectors / for main current circuit	front side
Type of electrical connection / for main current circuit	without connection accessoires


Mechanical Design

Height	406.5 mm
Width	190 mm
Depth	176.5 mm
Mounting type	fixed mounting
<ul style="list-style-type: none"> • during operation • during storage 	0 ... 70 °C -40 ... +80 °C

Certificates

Certificate of suitability	UL high switching capacity (H), non-interchangeable
Reference code	Q
<ul style="list-style-type: none"> • acc. to DIN EN 61346-2 	

General Product Approval	EMC	Declaration of Conformity	Test Certificates
 CSA Miscellaneous	 UL	 C-Tick	 EG-Konf. Special Test Certificate

Shipping Approval	other
 RMRS	Confirmation Environmental Confirmations Miscellaneous Manufacturer Declaration

Further information

Information- and Downloadcenter (Catalogs, Brochures,...)

<http://www.siemens.com/lowvoltage/catalogs>

Industry Mall (Online ordering system)

<https://mall.industry.siemens.com/mall/en/en/Catalog/product?mlfb=3VL6170-2KN30-0AA0>

Service&Support (Manuals, Certificates, Characteristics, FAQs,...)

<https://support.industry.siemens.com/cs/ww/en/ps/3VL6170-2KN30-0AA0>

Image database (product images, 2D dimension drawings, 3D models, device circuit diagrams, ...)

http://www.automation.siemens.com/bilddb/cax_en.aspx?mlfb=3VL6170-2KN30-0AA0

CAX-Online-Generator

<http://www.siemens.com/cax>

Tender specifications

<http://www.siemens.com/specifications>

